

LİNEAR POSITION TRANSDUCERS

"Potentiometric Measuring and Twin bearing actuating rod"

LTP



- Twin bearing actuating rod
- Mountable over backlash free pivots heads with a large angle of free movement
- Maximum angular movement up to $\pm 30^\circ$
- Potentiometric measuring stroke up to 750 mm
- Absolute measurement of displacement
- Resolution 0,01 mm
- Very long life up to 100 million movements
- High operating speed 5 m/s
- The grooves provide an excellent alternative to the usual system
- Excellent Linearity %0,3

LTP is built easy mounting by double pivot heads. It's a high precision potentiometric industrial linear motion transducer with a long lasting conductive track suitable for absolute position measuring in control and Measurement applications. Designed for the direct, absolute measurement of displacement or angle in control regulation and measuring applications.

Mechanical fixing and self-aligning linkage using 2 ball joints. Maximum angular movement angle is up to $\pm 30^\circ$

High resolution (0.01 mm) combined with a stroke length of up to 750 mm permits the accurate measurement of linear displacement.

Technical Specifications

Defined Electrical Ranges	50 - 75 - 100 - 125 - 150 - 175 - 200 - 225 - 250 - 275 - 300 - 325 - 350 - 360 - 375 - 400 - 450 - 500 - 550 - 600 - 650 - 700 - 750
Resistance Element	Conductive Plastic
Output Signals	Potentiometric (Voltage Divider)
Independent Linearity	$\pm \%0,3$
Electrical Connection	4 pin female socket
Power Supply	Max. 42 VDC
Resistance	5K or 10Kohm and other ($\pm \%20$ tolerance)
Temperature Range	-30°C $+100^\circ\text{C}$
Life	100 million movements
Mechanical Fixing	With 2 ball-joints
Rod Material	Stainless steel
Housing Material	Anodized aluminium

LTP Series Potentiometric Linear Transducers are mainly used in :

- Press Brake Machines
- Marble Machines
- Tension Control
- Horizontal Band Saw Machines
- Transfer Machines
- Hydraulic Machines
- Sheet Metal Working Machines
- Bending Presses
- Textile Machines

Order Code

Model No

L T P - 3 0 0

Defined Stroke Range

Several standard lengths from 50 mm to 750 mm

Output

No code in potentiometric products

Included in Delivery

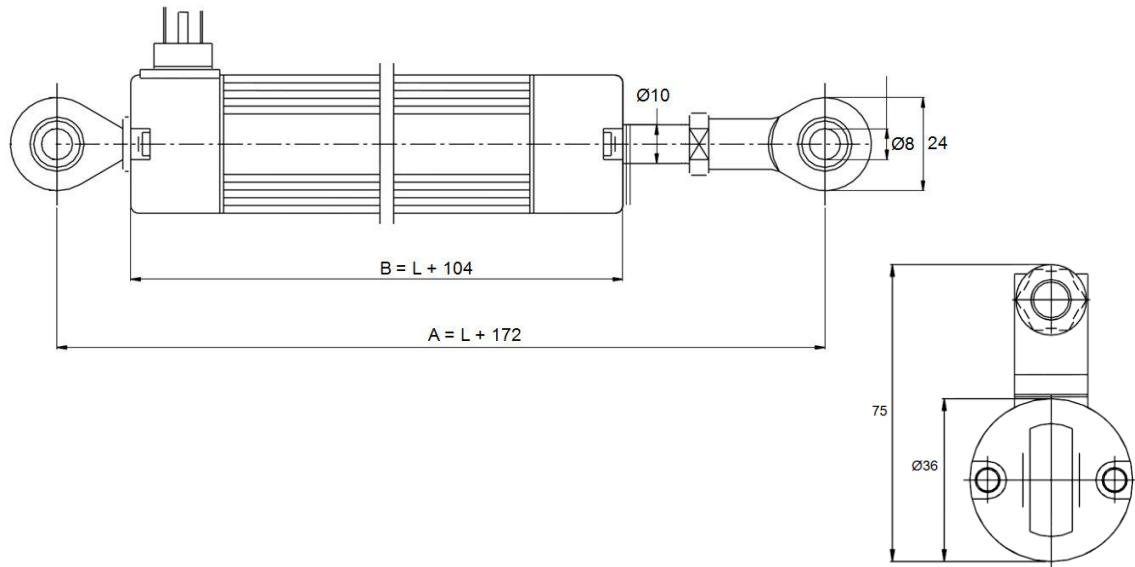
1 Connector / 4 pin female socket (DIN43650)

Recommended Accessories

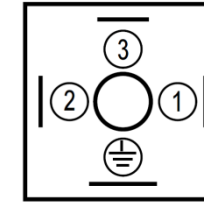
Pivot head
Process-controlled indicators "ALP Series"



Dimension

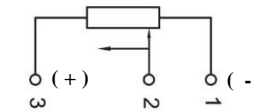


Connections



POTENTIOMETRIC OUTPUT

1. Resistance / + Supply
2. COMMON
3. Resistance / - Supply
4. SHEILD



Potentiometric connection
(Voltage Divider)

TYPE Series	LTP 50	LTP 75	LTP 100	LTP 125	LTP 150	LTP 175	LTP 200	LTP 225	LTP 250	LTP 275	LTP 300	LTP 325	LTP 350	LTP 360	LTP 375	LTP 400	LTP 450	LTP 500	LTP 550	LTP 600	LTP 650	LTP 700	LTP 750
STROKE	50	75	100	125	150	175	200	225	250	275	300	325	350	360	375	400	450	500	550	600	650	700	750
RESISTANCE (Kohm)	5K	5K	5K	5K	5K	5K	5K	5K	5K	5K	5K	5K	5K	5K	5K	5K	5K	5K	5K	5K	10K	10K	10K
MECHANICAL STROKE (mm)	54	79	104	129	154	179	204	229	254	279	304	329	354	364	379	404	454	504	554	604	654	704	754
ELECTRICAL STROKE (mm)	50	75	100	125	150	175	200	225	250	275	300	325	350	360	375	400	450	500	550	600	650	700	750
MECHANICAL DIMENSIONS																							
BETWEEN PIVOT HEADS (A) (mm) ±2 mm	222	247	272	297	322	347	372	397	422	447	472	497	522	532	547	572	622	672	722	772	822	872	922
BODY LENGTH (B) (mm) ±2 mm	154	179	204	229	254	279	304	329	354	379	404	429	454	464	479	504	554	604	654	704	754	804	854