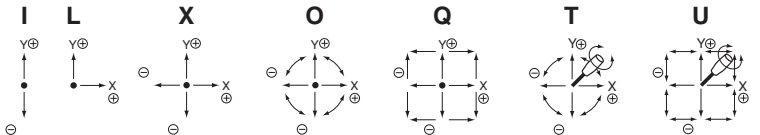


C90JAM · C90JBM

● For multi functional control & with cobra head shaped knob ● C90JA: Potentiometer outside-mounted ● C90JB: Potentiometer incorporated

Nomenclature

- S means special mechanical specifications not applicable to our standards.
 - C means with cobra shaped knob.
 - 90 means approx. size of base housing in mm.
 - J means joystick controller.
 - A means type available. A : Potentiometers outside-mounted type. B : Potentiometers incorporated type.
 - M means round type.
 - 4 means kind of mechanism: more than 4-dimensional coordinates.
 - Available directions of lever operation as below illustration
- Standard version:**
 O : Omni-directional 360° operating type.
- Special version:**
 I : I figure (Y) directional operating type.
 L : L figure(+Y, +X only) directional operating type.
 X : Cross direction of X and Y operating type.
 Q : Square-directional 360° operating angle.
 T : In addition to omni-directional 360° operation, this type is 3-dimensional coordinate operation by rotating knob in which a potentiometer is incorporated.
 U : In addition to square-directional 360° operation, this type is 3-dimensional coordinate operation by rotating knob in which a potentiometer is incorporated. knob(U type) on request.
 S : Special operating directions other than the above-mentioned types.



S C 90 J A M - 4 T - 4 5 R4 GP - 00000

Number of potentiometers to be incorporated.

4...4 potentiometers incorporated. 1...1 potentiometers incorporated.
 2...2 potentiometers incorporated. 3...3 potentiometers incorporated.

Number of switches to be incorporated.

4...4 switches incorporated. 5...5 switches incorporated.
 6...6 and over 6 switches incorporated.

With spring return device :

R4 : with spring return device for 2-dimensional coordinate as well as for see-saw pot.
 R1 : with spring return device for 1-dimensional coordinate.
 R2 : with spring return device for 2-dimensional coordinate.
 R3 : with spring return device for 3-dimensional coordinate.

Mounting accessories : G: with dust proof rubber cover. P: with sub-panel for mounting

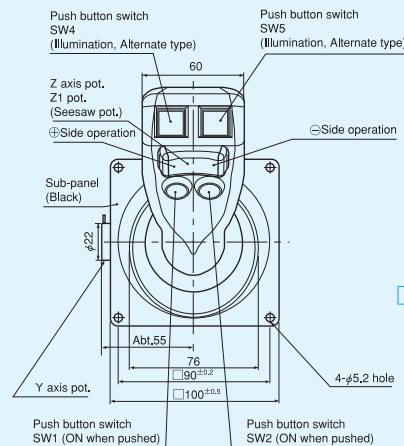
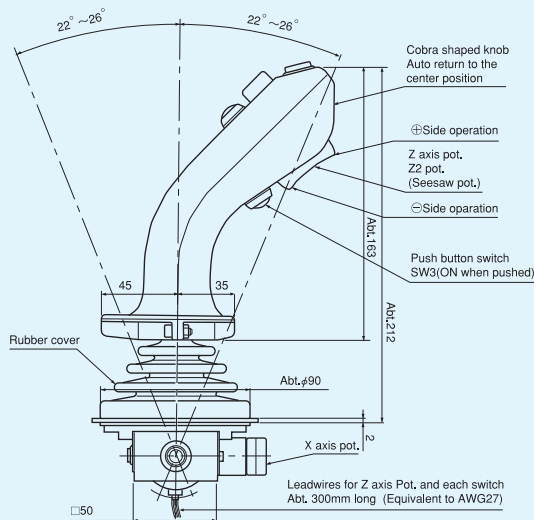
Special part number :

In case we produce customized product, we add 4-digit or 5-digit branch number.

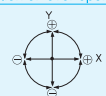
Standard Dimensions

Standard Dimensions (In case of model C90JAM)

The dimensions on the knob part are the same for model C90JBM in common.



Direction of lever operation



(Unit : mm)

RoHS Compliant

This unique cobra head shaped knob can offer you various and complex controls in wide range. Some push-button switches and seesaw type potentiometer, which enables such multi-functional operations, are available.



C90JBM-4T45R4GP
(Standard)



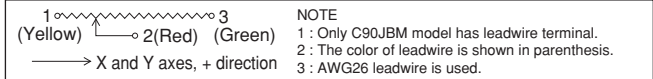
SC90JAM-4U-46R4GP
(Optional)

Specification of X and Y axes potentiometers

(C90JA type: SFCP22E outside mounted)

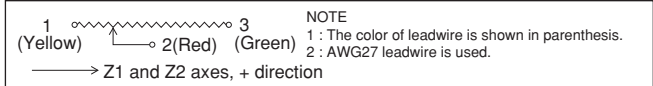
(C90JB type: Special resistance element is exclusively used for C90JB series)

- 1) Total resistance value : 10kΩ±15%
- 2) Independent linearity : ±3%
- 3) Electrical rotating angle : 44°±5°
- 4) Center return accuracy : 50%±1.5%
- 5) Power rating : 0.2W
- 6) Life expectancy : Approx. 5,000,000 operations
- 7) Terminal connection diagram



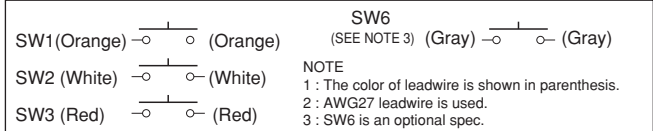
Specs. of Z1 and Z2 axes potentiometers

- 1) Model No. : RMP30AF (Rocker switch unit)
- 2) Total resistance value : 10kΩ±15%
- 3) Independent linearity : ±3%
- 4) Electrical rotating angle : 30°±5°
- 5) Center return accuracy : 50%±3%
- 6) Power rating : 0.1W
- 7) Life expectancy : Approx. 2,000,000 operations
- 8) Terminal connection diagram



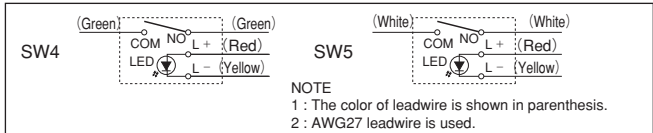
Specs. of push button switch (SW1, 2, 3 and 6)

- 1) Operating characteristics : Momentary type (ON when pushed)
- 2) Rating : 50VDC, 0.1A
- 3) Dielectric strength : 1 minute at 1,000V AC
- 4) Insulation resistance : Over 1,000MΩ at 500V DC
- 5) Life expectancy : Approx. 500,000 operations
- 6) Circuit diagram



Specs. of illumination push button switch (SW4 & SW5)

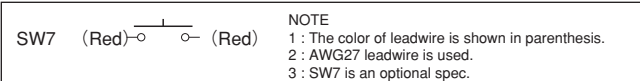
- 1) Operating characteristics : Alternate type
- 2) Rating : 30VDC, 5A
- 3) Rating for illumination LED : 1.85VDC, 20mA
- 4) Dielectric strength : 1 minute at 1,000V AC
- 5) Insulation resistance : Over 200MΩ at 500V DC
- 6) Life expectancy : Approx. 10,000 operations
- 7) Circuit diagram



Note: The emission color of LED is red unless otherwise specified.

Specs. of trigger switch (SW7)

- 1) Operating characteristics : Momentary type
- 2) Rating : 30VDC, 100mA
- 3) Dielectric strength : 1 minute at 600V AC
- 4) Insulation resistance : Over 100MΩ at 500V DC
- 5) Life expectancy : Approx. 100,000 operations
- 6) Circuit diagram



Others

The mechanical performances on X and Y axes are the same as those of standard 90JA/90JB models respectively.

[Outer dimensions & Optional specs. on cobra shaped knob]

(Common dimensions for both model C90JAM and C90JBM)

