

CONFERENCE

Setting a design standard

Ideal for conference and training desks, tables and high-grade workstations alike, CONFERENCE is a truly refined and discreet solution for individual access to power and data connections.

When not in use, CONFERENCE is hidden in the top of the desk or table. When you need power or data, simply press with your finger to release the magnetic catch. The opening flap then swings up. Once you have connected your notebook, projector, microphone, etc. you can close the flap again. The narrow closing flap opposite this adapts to the inserted cables - nothing is squashed and the desk or table stays looking as elegant as before.

The benefits at a glance


- Integrated into your desktop or tabletop
- Simply press with your finger to open
- Flap can be closed with cables plugged in
- For both surface mounting (e.g. if retrofitting) and flush mounting
- Can be fitted flush with the tabletop
- Suitable for veneer finishing
- Configuration can be freely selected (see custom modules from page 136)
- Complete power strip can be quickly interchanged

CONFERENCE built-in frames are available both for surface mounting (e.g. if retrofitting) and for flush mounting in the tops of desks and tables. When installed under a desk or table, the opening and closing flaps are flush with the tabletop or desktop. As we can supply flaps in virtually every coating imaginable, and even ready for veneer finishing, on request, CONFERENCE is able to meet the most stringent of requirements when it comes to design elegance and configuration harmony.



Select exactly which configuration of CONFERENCE data connections suits your particular requirements. Power strips can also be interchanged quickly, and at any time, without the need for tools. Maximum functionality and top-end design can therefore be adapted to advances in communication technology for many years to come.



Simply press with your finger to open CONFERENCE. Thanks to its flexible closing flap, the unit can even be closed once devices have been plugged in without crushing the cables.



CONFERENCE – as versatile as you need.



Simple built-in frame fitting

The built-in frame is very easy to install - only standard tools are required. Simply cut a rectangular hole in the top of your desk or table.

Frameless

CONFERENCE under-table mounting frames (frameless) are fitted from the underside of the tabletop. Therefore, only the pivoting flaps are visible on the tabletop. The drawings showing how to accurately produce the table or desk cut-outs are supplied with the unit or can be found in the download area at www.bachmann.com. If required, use the integrated bayonet catch to remove the flaps from the frame. You can also customise the flaps to match the finish of your tabletop up to 2 mm or desktop by applying a suitable veneer (this is not done ex works).

The dimensions of the cut-out are included in the frame packaging materials. They are also available by e-mail or can be downloaded from www.bachmann.com



Power strip simply clicks into place

The power strip is not supplied with the built-in frame and must be ordered separately.

It simply clicks into the built-in frame (tools are not required).

Since the power strip can be interchanged at any time, the user is guaranteed long-term flexibility and adaptability to future requirements.

CONFERENCE with frame

- Chamfered side panels, can be flush-mounted on desk or table surface
- Includes quick-change mechanism for swapping power strips
- Includes fixing claws and fitting instructions with cut-out dimensions

Art. no. | Version

CONFERENCE built-in frame, short		Moonstone metallic
338.0201	<ul style="list-style-type: none"> · Outer dimensions: approx. 284.6 x 182.4 mm, built-in dimensions: approx. 268.6 x 166.4 mm · Built-in depth: 110 mm 	

CONFERENCE built-in frame, long		Moonstone metallic
338.0200	<ul style="list-style-type: none"> · Outer dimensions: approx. 466.1 x 182.4 mm, built-in dimensions: approx. 450.1 x 166.4 mm · Built-in depth: 110 mm 	

CONFERENCE built-in frame, short		Silver grey, similar to RAL9006
338.0219	<ul style="list-style-type: none"> · Outer dimensions: approx. 284.6 x 182.4 mm, built-in dimensions: approx. 268.6 x 166.4 mm · Built-in depth: 110 mm 	

CONFERENCE built-in frame, long		Silver grey, similar to RAL9006
338.0221	<ul style="list-style-type: none"> · Outer dimensions: approx. 466.1 x 182.4 mm, built-in dimensions: approx. 450.1 x 166.4 mm · Built-in depth: 110 mm 	

CONFERENCE built-in frame, short		Chrome effect finish
338.0210	<ul style="list-style-type: none"> · Outer dimensions: approx. 284.6 x 182.4 mm, built-in dimensions: approx. 268.6 x 166.4 mm · Built-in depth: 110 mm 	

CONFERENCE built-in frame, long		Chrome effect finish
338.0212	<ul style="list-style-type: none"> · Outer dimensions: approx. 466.1 x 182.4 mm, built-in dimensions: approx. 450.1 x 166.4 mm · Built-in depth: 110 mm 	



Figure: Similar colour used

CONFERENCE frameless

Art. no. | Version

CONFERENCE built-in frame for below table, short		Silver grey, similar to RAL9006
338.0231	<ul style="list-style-type: none"> · Dimensions (visible surface): approx. 261.5 x 119 mm · Built-in depth: 107 mm 	

CONFERENCE built-in frame for below table, long		Silver grey, similar to RAL9006
338.0230	<ul style="list-style-type: none"> · Dimensions (visible surface): approx. 442.5 x 119 mm · Built-in depth: 107 mm 	



You will find power strips suitable for CONFERENCE and TOP FRAME on pages 92 and 93