

Power PCB Relay RT2

2 pole 8 A, DC and AC-coil



F0149-B

Features

- 2 C/O or 2 N/O contacts
- Sensitive coil 400 mW
- DC- or AC-coil
- 5 kV / 10 mm coil-contact
- Protection class II
- Height 15.7 mm
- Sockets with PCB-type or screw-type terminals

Applications

Domestic appliances, heating control, emergency lighting, modems



Technical data of approved types on request

Contact data

Configuration	2 C/O contact or 2 N/O contact
Type of contact	single contact
Rated current	8 A
Rated voltage / max. breaking voltage AC	250 Vac / 440 Vac
Maximum breaking capacity AC	2000 VA
Make current (max. 4 s at duty cycle 10%)	15 A
Contact material	AgNi 90/10, AgNi 90/10 gold plated

Contact ratings

Type	Load	Operations	Standard
RT 424	4 A, 230 Vac, $\cos\phi=0.6$	1.5×10^5	Standard
RT 424	6 (2) A, 250 Vac, on the N/O- N/C contact		VDE 0631
RT 424	1/2 hp / 240 Vac, 1/4 hp / 120 Vac	6×10^3	UL 508

Coil data

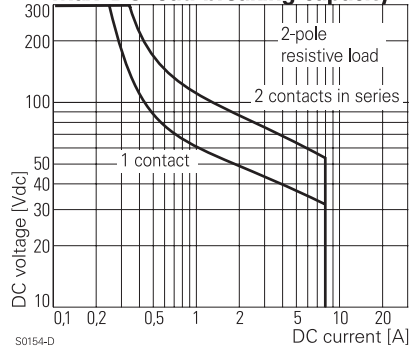
	DC coil		5...110 Vdc
	AC coil	24...230 Vac	
Nominal coil power	DC coil	400 mW	0.75 VA
	AC coil		
Operate category	2 / b		

Coil versions, DC-coil

Coil code	Nominal voltage Vdc	Pull-in voltage Vdc	Release voltage Vdc	Maximum voltage Vdc	Coil resistance Ω	Coil current mA
005	5	3.5	0.5	12.7	$62 \pm 10\%$	80.0
006	6	4.2	0.6	15.3	$90 \pm 10\%$	66.7
012	12	8.4	1.2	30.6	$360 \pm 10\%$	33.3
024	24	16.8	2.4	61.2	$1440 \pm 10\%$	16.7
048	48	33.6	4.8	122.4	$5520 \pm 10\%$	8.7
060	60	42.0	6.0	153.0	$7340 \pm 12\%$	8.1
110	110	77.0	11.0	280.5	$26600 \pm 12\%$	4.1

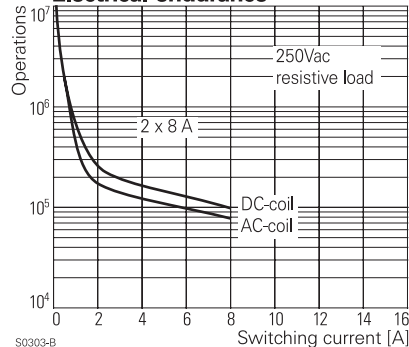
All figures are given for coil without preenergization, at ambient temperature +20°C Other coil voltages on request

Max. DC load breaking capacity



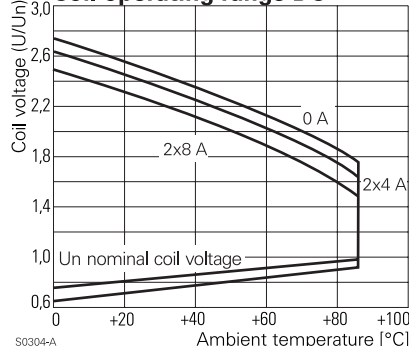
S0154-D

Electrical endurance



S0303-B

Coil operating range DC



S0304-A

Power PCB Relay RT2

2 pole 8 A, DC and AC-coil

Coil versions, AC-coil

Coil code	Nominal voltage Vac	Pull-in voltage Vac	Release voltage Vac	Maximum voltage Vac	Coil resistance Ω	Coil current mA
524	24	18.0	3.6	36.0	350 \pm 10%	31.6
615	115	86.3	17.3	172.5	8100 \pm 15%	6.6
730	230	172.5	34.5	345.0	32500 \pm 15%	3.2

All figures are given for coil without preenergization, at ambient temperature +20°C

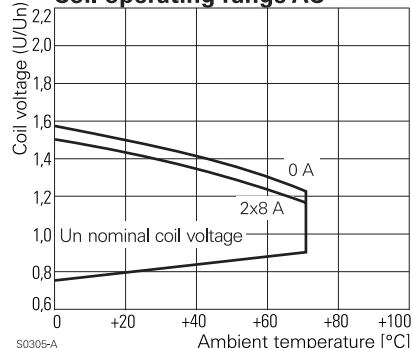
Insulation

Dielectric strength	coil-contacts	5000 V_{rms}
	open contact circuit	1000 V_{rms}
	adjacent contacts	2500 V_{rms}
Clearance / creepage		10 / 10 mm
Insulation to IEC 60664		
Voltage rating		250 V
Pollution degree		3
Overvoltage category		III
Insulation to VDE 0110b (2/79)		
Insulation category / reference voltage		C / 250

Other data

Flammability class according to UL 94	V-0
Coil insulation system according to UL 1446	Class F
Ambient temperature	-40...+70 °C
Mechanical life	DC-coil >30x10 ⁶ operations AC-coil >5x10 ⁶ operations
Max. switching rate at rated- / minimum load	6 min ⁻¹ / 1200 min ⁻¹
Operate- / release time DC-coil	typ. 7 / 2 ms
Bounce time N/O contact/N/C contact	typ. 1 / 3 ms
Vibration resistance N/O / N/C contact	20 / 5 g, 30...300 Hz
Shock resistance (destruction)	100 g
Category of protection (IEC 61810)	RT II - flux proof, RT III - wash tight
Relay weight	13 g
Packaging unit	20 / 500 pcs.
Accessories	see accessories RT

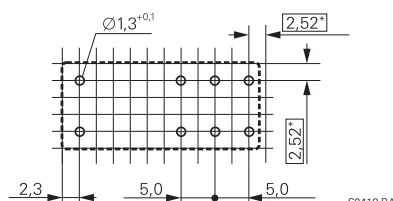
Coil operating range AC



S0305-A

PCB layout / terminal assignment

View on solder pins
Dimensions in mm

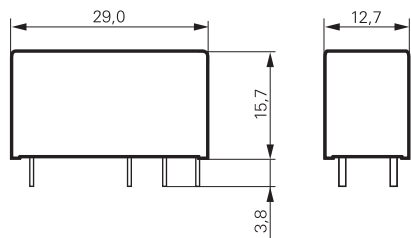


S0418-BA

*) With the recommended PCB hole sizes a grid pattern from 2.5 mm to 2.54 mm can be used.

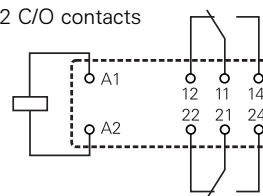
Dimensions

Dimensions in mm



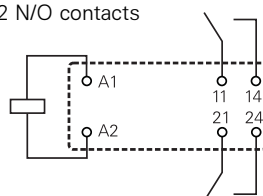
S0272-AA

2 C/O contacts



S0163-BJ

2 N/O contacts



S0163-BK

Power PCB Relay RT2

2 pole 8 A, DC and AC-coil

Product key

Type	R	T	4				
Version	4 8 A, pinning 5 mm, flux proof E 8 A, pinning 5 mm, wash tight						
Contacts	2 2 C/O contacts		4 2 N/O contacts				
Contact material	4 AgNi 90/10		5 AgNi 90/10 gold plated				
Coil	Coil code: please refer to coil versions table						

Preferred types in bold print

Product key	Version	Contacts	Cont. material	Coil	Coil	Part number			
RT424005	8 A pinning 5 mm flux proof	2 C/O contacts	AgNi 90/10	DC-coil	5 Vdc	5-1393243-9			
RT424006					6 Vdc	6-1393243-1			
RT424012					12 Vdc	6-1393243-3			
RT424024					24 Vdc	6-1393243-8			
RT424048					48 Vdc	7-1393243-0			
RT424060					60 Vdc	7-1393243-3			
RT424110					110 Vdc	7-1393243-5			
RT424524					AC-coil	24 Vac	7-1393243-6		
RT424615						115 Vac	7-1393243-8		
RT424730						230 Vac	7-1393243-9		
RT425005	8 A pinning 5 mm wash tight	2 C/O contacts	AgNi 90/10 gold plated	DC-coil	5 Vdc	8-1393243-0			
RT425012					12 Vdc	8-1393243-2			
RT425024					24 Vdc	8-1393243-5			
RT425524					AC-coil	24 Vac	9-1393243-1		
RT425615						115 Vac	9-1393243-2		
RT425730			230 Vac	9-1393243-3					
RT444012				2 N/O contacts	AgNi 90/10	DC-coil	12 Vdc	9-1393243-7	
RT444024							24 Vdc	9-1393243-9	
RTE24005					2 C/O contacts			5 Vdc	0-1393243-1
RTE24006								6 Vdc	0-1393243-2
RTE24012	12 Vdc	0-1393243-4							
RTE24024	24 Vdc	1-1393243-0							
RTE24048	48 Vdc	1-1393243-1							
RTE24060	60 Vdc	1-1393243-3							
RTE24110	110 Vdc	1-1393243-4							
RTE24524	AC-coil	24 Vac						1-1393243-5	
RTE24615		115 Vac	1-1393243-7						
RTE24730		230 Vac	1-1393243-8						
RTE25005			AgNi 90/10 gold plated	DC-coil	5 Vdc	1-1393243-9			
RTE25012					12 Vdc	2-1393243-0			
RTE25024					24 Vdc	2-1393243-1			