


# Keystone Jack Punch Installing Instruction

---

**1**



Position for keystone Jack:

A: For KJ 18 keystone Jack;

B: For KJ8 & KJ3 keystone Jack;

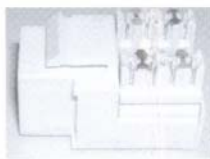
C: For KJ19 keystone Jack.

---


**2**



**A**




**B**



**C**


Australia type



Put the keystone into punch's holder following the correct position.

---

**3**



Use the impact tool to punch and connect the wires on the IDC .