



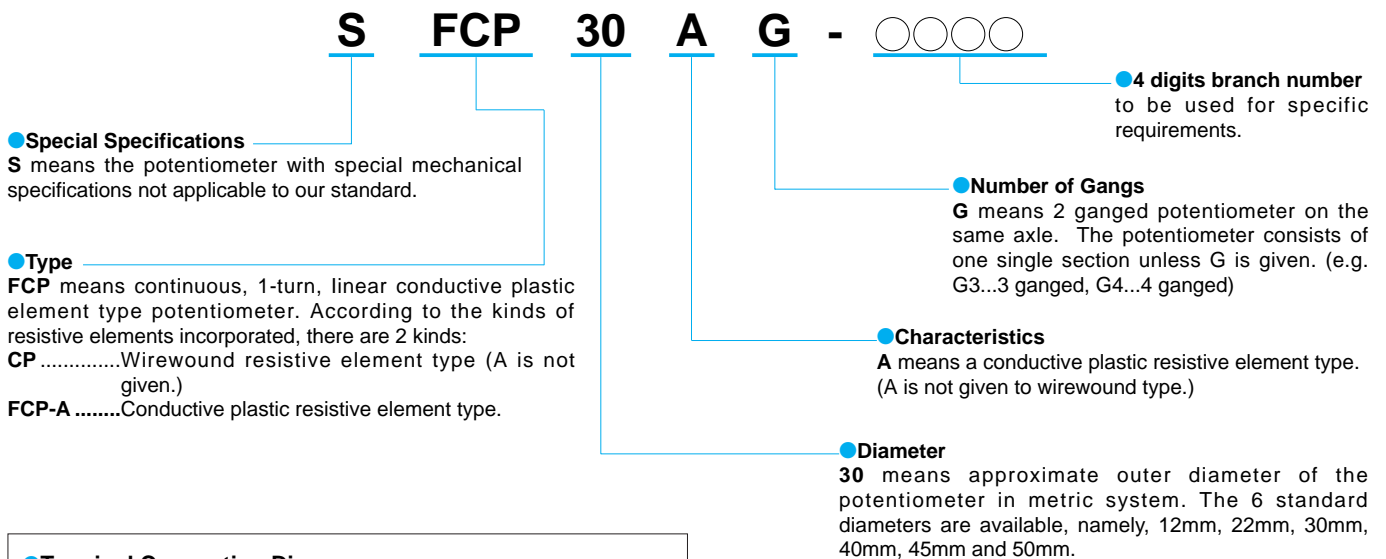
1-TURN POTENTIOMETER

(Precision 1-turn, Wirewound & Conductive Plastic Element)

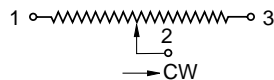
SAKAE 1-turn Potentiometers are fully continuous rotation potentiometers without stopper and are highly reliable in offering an excellent quality as well as a prolonged rotating life. There are 2 kinds of resistive element available in this series: Wirewound (**CP**) and Conductive Plastic (**FCP-A**) elements. You can easily make a best selection between these versions to your versatile application programs ranging from hand-operating use to servo applications.

CP or **FCP-A** is respectively contained in an aluminum housing case processed by electrolytic corrosion-proof plating in silver color (**CP**) and black color (**FCP-A**) with performances and dimensions according to U.S. MIL, and V.R.C.I. Standards. They are light in weight and small in size as well as of rigid construction. Selection of any desired item is possible among a variety of standard models, of which diameters are variable between 12mm and 50mm.

THE NOMENCLATURE OF SAKAE 1-TURN POT. SERIES



Terminal Connection Diagram



SELECTION GUIDE

Kind of Element	Diameter (mm)	Model No.	Features
Wirewound	Ø22	CP22C, CP22E	Bushingmount type low-cost pot. with outer diameter of 22mm.
	Ø22~Ø50	CP22, CP30, CP45, CP50	Servomount type precision pots with outer diameter of 22mm to 50mm and excellent in temperature coefficient.
Conductive Plastic	Ø12, Ø22	FCP12AC, FCP22AC, FCP22E	Bushingmount type low-cost pots with outer diameter of 12mm and 22mm.
		FCPS22AC	Servomount type low-cost pot. with outer diameter of 22mm.
	Ø12~Ø50	FCP12A, FCP22A, FCP30A, FCP40A, FCP50A	Servomount type precision pots with outer diameter of 12mm to 50mm and with a patented multi-finger contact to make a good contact stability and excellent high speed tracking ability.

● General Performances

Kind of Element	Model No.	Standard Total Resistance Range (Ω)	Special Lower Resistance Values (Ω)	Special Higher Resistance Values (Ω)	Independent linearity Tolerance (%)	Special Specifications					
						With Stopper	Front and Rear Shaft Extension	Extra Taps	Simple Sealing Type	With switch	Multi-ganged
Wirewound	CP22C	50~10k	10, 20	20k	±0.5~±0.25	○	○	○	○	—	—
	CP22E	50~10k	10, 20	20k	±0.5~±0.25	○	○	○	○	—	○
	CP22	50~10k	10, 20	20k	±0.5~±0.2	○	○	○	○	—	○
	CP30	50~20k	10, 20	50k	±0.5~±0.15	○	○	○	○	—	○
	CP45	50~20k	10, 20	50k	±0.5~±0.1	○	○	○	○	○	○
	CP50	50~20k	10, 20	50k	±0.5~±0.1	○	○	○	○	○	○
Conductive Plastic	FCP12AC	1k~10k	500	20k, 50k, 100k	±2.0~±1.0	○	○	○	○	—	—
	FCP12A	1k~10k	500	20k, 50k, 100k	±2.0~±1.0	○	○	○	○	—	—
	FCP22AC	1k~10k	500	20k, 50k, 100k	±1.5~±1.0	○	○	○	○	—	—
	FCP22E	1k~10k	500	20k, 50k, 100k	±1.5~±1.0	○	○	○	○	—	○
	FCPS22AC	1k~10k	500	20k, 50k, 100k	±1.0~±0.5	○	○	○	○	—	—
	FCP22A	1k~10k	500	20k, 50k, 100k	±1.0~±0.3	○	○	○	○	—	○
	FCP30A	1k~10k	500	20k, 50k, 100k	±1.0~±0.2	○	○	○	○	—	○
	FCP40A	1k~10k	500	20k, 50k, 100k, 200k	±0.5~±0.2	○	○	○	○	○	○
FCP50A	1k~10k	500	20k, 50k, 100k, 200k, 500k	±0.5~±0.05	○	○	○	○	○	○	

Note: 1. For detailed performances, please refer to specifications of each model in this catalog.

● Environmental Performances

Model Nos.	CP22C, CP22E, CP22, CP30, CP45, CP50 (LNB22 ... Page 76)	FCP12AC, FCP12A, FCP22E, FCP22AC, FCPS22AC	FCP22A, FCP30A, FCP40A, FCP50A
Operating Temperature Range	-55℃~+105℃	-55℃~+105℃	-55℃~+125℃
Temperature Cycle	5 cycles under -55℃~+105℃ Total resistance value variation: below ±5% No mechanical damage	5 cycles under -55℃~+105℃ Total resistance value variation: below ±10% No mechanical damage	5 cycles under -55℃~+125℃ Total resistance value variation: below ±10% No mechanical damage
Exposure at Low Temperature	24 hours at -55℃ Total resistance value variation: below ±5% No mechanical damage	24 hours at -55℃ Total resistance value variation: below ±5% No mechanical damage	24 hours at -55℃ Total resistance value variation: below ±5% Output voltage variation: below 0.5% No mechanical damage
Exposure at High Temperature	1,000 hours at 105℃ Total resistance value variation: below ±5% No mechanical damage	1,000 hours at 105℃ Total resistance value variation: below ±10% No mechanical damage	1,000 hours at 125℃ Total resistance value variation: below ±10% Output voltage variation: below 0.5% No mechanical damage
Vibration	10Hz to 2,000Hz 147m/s ² 12 hours Total resistance value variation: below ±5% No mechanical and electrical damage	10Hz to 2,000Hz 147m/s ² 12 hours Total resistance value variation: below ±2% No mechanical and electrical damage	10Hz to 2,000Hz 147m/s ² Total resistance value variation: below ±2% No mechanical and electrical damage
Shock	490m/s ² 11ms 18 times Total resistance value variation: below ±1% No mechanical and electrical damage	490m/s ² 11ms 18 times Total resistance value variation: below ±1% No mechanical and electrical damage	490m/s ² 11ms 18 times Total resistance value variation: below ±1% No mechanical and electrical damage
Moisture Resistance	40℃ 95%RH 240 hours Total resistance value variation: below ±10% Insulation resistance: over 10MΩ	40℃ 95%RH 120 hours Total resistance value variation: below ±10% Insulation resistance: over 10MΩ	40℃ 95%RH 120 hours Total resistance value variation: below ±10% Insulation resistance: over 10MΩ
Rotational Life Expectancy (at 25℃)	No load at 40 r.p.m. 1,000,000 shaft revolutions 500,000 shaft revolutions for CP22C & CP22E Total resistance value variation: below ±5% against initial value Independent linearity tolerance: below 150% of specified value Noise: below 5000 E.N.R.	No load at 400 r.p.m., inverting every 15 minutes FCP12AC.....5,000,000 shaft revolutions FCP12A } 10,000,000 shaft FCP22E } revolutions FCP22AC } FCPS22AC ...200,000,000 shaft revolutions Total resistance value variation: below ±10% against initial value Independent linearity tolerance: below 150% of specified value Output smoothness: below 150% of specified value	No load at 400 r.p.m., inverting every 15 minutes 50,000,000 shaft revolutions Total resistance value variation: below ±10% against initial value Independent linearity tolerance: below 150% of specified value Output smoothness: below 150% of specified value

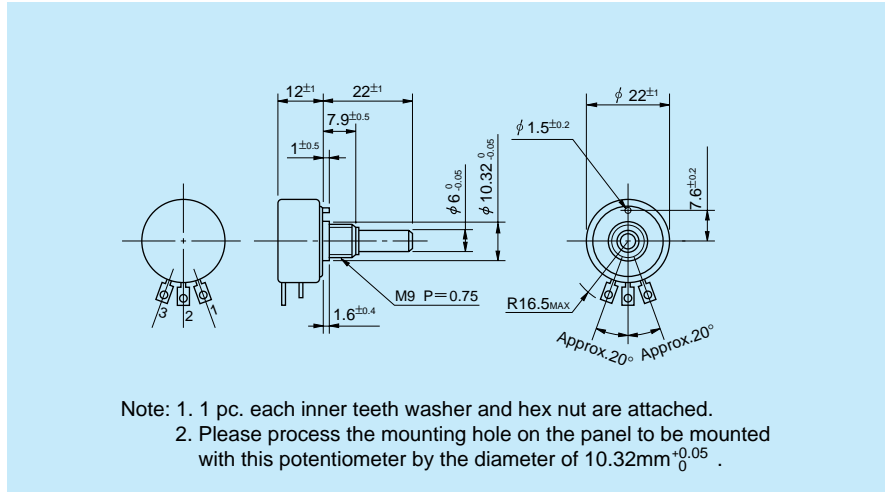

Note: 2. In case of the potentiometer with special resistance values and special specifications, the above performances may change and therefore, please consult us in advance, separately.

3. As for operating temperature range, we can not guarantee that all values of performances can satisfy within this operating temperature range. (Please see page 24 in this catalog for further details.)

4. The above values of performances based on each testings were measured after each testings completed, respectively, under standard conditions. As for the values during testings and other values not mentioning in the above table, please ask us separately.

5. In case of model LNB22, all values mentioned in the above table are reference only.

● Standard Dimensions



● General Specifications

Standard Resistance

Values:	1k, 2k, 5k, 10k (Ω)
Special Practical Resistance Values:	500, 20k, 50k, 100k (Ω)
Total Resistance Tolerance:	Standard Class ±15% (L) Precision Class ±10% (K)
Independent Linearity Tolerance:	Standard Class ±1.5% Precision Class ±1.0%
Resolution:	Essentially infinite
Output Smoothness:	Below 0.1% against input voltage

Contact Resistance

Variation:	Below 2% C.R.V.
Power Rating:	1.0W
Electrical Travel:	320° ±5°
Mechanical Travel:	360° (Endless)
Insulation Resistance:	Over 1,000MΩ at 500V.D.C.
Dielectric Strength:	1 minute at 500V.A.C.
Starting Torque:	Below 5mN•m (50gf•cm)
Resistance Temperature Coefficient:	±400p.p.m./°C
Mass:	Approx. 20g

● Special Specifications Available

Extra taps (Available up to 1 tap), Shaft with front and rear extension (Rear shaft with 6mm dia. and 20mm length), Multi-ganged (Available up to 10 gangs), With stopper (Rotating angle becomes 320° and stopper strength is 0.6N•m [6kgf•cm]), Special electrical travel, Shaft dia. (∅6.35mm)•bushing with inch dimensions, Special machining on the shaft.

PMFCP22E-CT-2X30-10K

