



Distribute one DVI source to six displays

Optional Accessories



DVI Cables

Related Products



1:2 DVI Splitter



1:4 DVI Splitter

1:6 DVI splitter

1x DVI input, 6x DVI outputs.

Gefen's 1:6 DVI Splitter is a stackable distribution hub that sends the same DVI graphics source to up to six DVI digital displays (flat panels or projectors) at the same time. It maintains the highest resolution digital video at all times.

How It Works

The 1:6 DVI Splitter is connected with a DVI (male to male) cable from the DVI graphic source to the DVI Splitter input. There are six DVI outputs. DVI output one is the primary connection and is used for the main display. DVI outputs two through six follow the main display.

Note:

All displays that cannot show the same video resolution(s) as the Primary Display connected to Output #1 may fail to show a picture. Secondary displays follow the Primary by sharing the resolution and capability information (EDID) obtained from the Primary Display.

The DVI Splitter will only output a DVI-D (DVI digital) signal. If you're using a DVI-I cable, it will ONLY pass the digital signal. Using a DVI-I to VGA adapter off of any output will not pass an analog signal. A [DVI-D to VGA Conversion Box](#) is required to convert to an analog signal.

DVI, HDCP & HDMI Defined

Features:

- Connects computers with DVI graphics to six DVI compatible monitors or projectors
- Allows simultaneous display of one source
- Maintains highest single link 1920 x 1200 video resolution
- Built-in DVI Detective for storage of EDID data
- Supports DDWG standard for DVI monitors

Specifications:

- Video Amplifier Bandwidth: 165 MHz
- Input Video Signal: 1.2 volts p-p
- Input DDC Signal: 5 volts p-p (TTL)
- Single Link Range: 1080p/1920 x 1200
- DVI Connector: DVI-I 29 pin female (digital only)
- Remote Connector: RJ-11
- Power Supply: 5V DC
- Power Consumption: 20 watts (max)
- Dimensions: 4.5"W x 6"H x 5.2"D
- Shipping Weight: 6 lbs.

Package Includes:

- the DVI splitter
- 6ft DVI cable M-M
- 5v Power Supply



EXT-DVI-147



DVI Splitter

USER MANUAL

ASKING FOR ASSISTANCE

Technical Support:

Telephone (818) 772-9100
(800) 545-6900

Fax (818) 772-9120

Technical Support Hours:

8:00 AM to 5:00 PM Monday through Friday PST.

Write To:

Gefen Inc.
C/O Customer Service
20600 Nordhoff St
Chatsworth, CA 91311

support@gefen.com
www.gefen.com

Notice

Gefen Inc. reserves the right to make changes in the hardware, packaging and any accompanying documentation without prior written notice.

DVI Splitter is a trademark of Gefen Inc.

TABLE OF CONTENTS

- 1** Introduction
- 2** 1x2 DVI Splitter Features
- 3** 1x2 DVI Splitter Panel Descriptions
- 4** 1x4 DVI Splitter Features
- 5** 1x4 DVI Splitter Panel Descriptions
- 6** 1x6 DVI Splitter Features
- 7** 1x6 DVI Splitter Panel Descriptions
- 8** Connecting and Operating the DVI Splitter
- 9** Specifications
- 10** Warranty

INTRODUCTION

Congratulations on your purchase of the ex•tend•it DVI Splitter. Your complete satisfaction is very important to us.

Gefen's line of KVM (Keyboard Video & Mouse), DVI, ADC, USB, switches, extenders, converters and splitters is designed to make computer use more comfortable, more productive and less expensive.

KVM switches allow access to multiple computers from a single keyboard, while the extenders give the user control over a computer up to 330 feet away from the work area.

The ex•tend•it line offers solutions for noise, space and security concerns, data center control, information distribution, conference room presentation, and school and corporate training environments.


The ex•tend•it DVI Splitter allows computers with DVI graphics cards to be connected to 2 or more DVI compatible monitors or projectors. This product is expandable allowing multiple DVI Splitters to stack on top of each other so you can get additional DVI outputs from the same DVI source. (Uses DVIBus™ to expand and cannot be stacked by the user) When multiple units are stacked, you can switch with a RMT-1 6 remote.

The DVI Splitter keeps your desk clutter-free, allowing the relocation of your computer to a safe and secure area, while allowing you to work in a quieter environment. The DVI Splitter lets you keep one DVI monitor next to your computer, while adding a second extended DVI display.

Our Commitment

Gefen will always offer the finest quality product at the best possible price. Included in that price is a lifetime of free support from a team of outstanding engineers.

1x2 DVI SPLITTER FEATURES



Features

- Connects computers with DVI graphics cards to two DVI compatible monitors
- Can be configured as a DVI Switcher with multiple outputs
- Allows up to two DVI displays or projectors to be connected to one DVI source
- Maintains highest DVI single link video resolution 1920 x 1200
- Supports DDWG standard for DVI compliant monitors
- Simultaneous display at local and remote locations
- DVI cables are used to connect the DVI input and the computers output
- Installs in seconds

Includes:

- (1) 6' DVI cable (M-M)
- (1) 5VDC Power Supply
- (1) DVI Splitter
- (1) User Manual

1x2 DVI SPLITTER PANEL DESCRIPTIONS



Remote

DVI In

5V

Power

DVI In

5v Power
Input



DVI Out 1

DVI Out 2

DVI Out 2


DVI Out 1



Features


- Connects computers with DVI graphics cards to four DVI compatible monitors
- Can be configured as a DVI Switcher with two inputs
- Allows up to four DVI displays or projectors to be connected to one DVI source
- RMT-16 remote control allows switching
- Maintains highest DVI single link video resolution 1920 x 1200
- Supports DDWG standard for DVI compliant monitors
- Simultaneous display at local and remote locations
- DVI cables are used to connect the DVI inputs and the computers output
- Installs in seconds

1X4 DVI SPLITTER PANEL DESCRIPTIONS



DVI In 1

5v Power Input



DVI Out 2


DVI Out 1




Features

- Connects computers with DVI graphics cards to six DVI compatible monitors
- Can be configured as a DVI Switcher with three inputs
- Allows up to six DVI displays or projectors to be connected to one DVI source
- RMT-16 remote control allows switching
- Maintains highest DVI single link video resolution 1920 x 1200
- Supports DDWG standard for DVI compliant monitors
- Simultaneous display at local and remote locations
- DVI cables are used to connect the DVI inputs and the computers output
- Installs in seconds

1X6 SPLITTER PANEL DESCRIPTIONS



5v Power Input



CONNECTING AND OPERATING THE DVI SPLITTER

How to Connect the DVI Splitter to your devices

* EDID information is saved in the DVI Splitter from DVI Out 1. In order for the EDID to be saved properly, DVI Out 1 must be connected first before power is.

- 1- Connect your main display (monitor or projector) into the 1st DVI Output.
- 2- Connect the 5v power supply to the same unit and make sure all power lights turn red.
- 3- Connect the rest of your displays (monitors or projectors) into the remaining DVI Out slots on the back of the DVI Splitter with your DVI cables.
- 4- Connect your DVI source into DVI Input 1.
- 5- Turn on your computer only after you've made all the connections.

* Instructions above refer to the base unit on the 1x4 and 1x6 DVI Splitter models.

* Note on the 1x6 the input 1 and output 1 are the middle unit.

SPECIFICATIONS

Video Amplifier Bandwidth	1.65 GHz
Input Video Signal	1.2 volts p-p
Input DDC Signal	5 volts p-p (TTL)
Maximum Single Link Range	1920 x 1200, 1080p
DVI Input/Output Connector Type	DVI-D
Power Consumption	15 Watts (max.)
Power Supply	5VDC
1x2 DVI Splitter (EXT-DVI-144):	
Dimensions	5"W x 1"H x 4.5"D
Shipping Weight	3 Lbs
1x4 DVI Splitter (EXT-DVI-145):	
Dimensions	5"W x 2"H x 4.5"D
Shipping Weight	4 Lbs
1x6 DVI Splitter (EXT-DVI-147):	
Dimensions	5"W x 3"H x 4.5"D
Shipping Weight	5 Lbs

WARRANTY

Gefen Inc. warrants the equipment it manufactures to be free from defects in material and workmanship.

If equipment fails because of such defects and Gefen Inc. is notified within two (2) year from the date of shipment, Gefen Inc. will, at its option, repair or replace the equipment, provided that the equipment has not been subjected to mechanical, electrical, or other abuse or modifications.

Equipment that fails under conditions other than those covered will be repaired at the current price of parts and labor in effect at the time of repair. Such repairs are warranted for ninety (90) days from the day of reshipment to the Buyer.

This warranty is in lieu of all other warranties expressed or implied, including without limitation, any implied warranty or merchantability or fitness for any particular purpose, all of which are expressly disclaimed.

1. Proof of sale may be required in order to claim warranty.
2. Customers outside the US are responsible for shipping charges to and from Gefen.
3. Copper cables are limited to a 30 day warranty and cable must be free from any scratches, markings, and neatly coiled.

The information in this manual has been carefully checked and is believed to be accurate. However, Gefen Inc. assumes no responsibility for any inaccuracies that may be contained in this manual. In no event will Gefen Inc., be liable for direct, indirect, special, incidental, or consequential damages resulting from any defect or omission in this manual, even if advised of the possibility of such damages. The technical information contained herein regarding DVI Splitter features and specifications is subject to change without notice.