

## 11872A Paired - Category 6 DataTuff® Twisted Pair Cable

	<p>For more information please call <b>1-800-Belden1</b></p> <p><u>See Put-ups and Colors</u></p> <p><b>Related Documents : No. 8 for DataTwist Cables (Modified Western Electric).pdf</b></p>
--	--

**Description:**

23 AWG Bonded-Pair solid bare copper conductors, polyolefin insulation, PVC inner jacket, rip cord, industrial grade PVC outer jacket. Sequential marking at two foot intervals.

**SUITABLE APPLICATIONS:**

Suitable Applications	Industrial Ethernet Cable, Harsh Environments, 350 MHz Enhanced Category 6, Gigabit Ethernet, 100BaseTX, 100BaseVG ANYLAN, 155ATM, 622ATM, NTSC/PAL Component or Composite Video, AES/EBU Digital Audio, AES51, RS-422, RJ-45 Compatible
-----------------------	--

**PHYSICAL CHARACTERISTICS:**

**CONDUCTOR:**

Number of Pairs	4
Total Number of Conductors	8
AWG	23
Stranding	Solid
Conductor Diameter	.022 in.
Conductor Material	BC - Bare Copper

**INSULATION:**

Insulation Material	PO - Polyolefin
Nom. Insulation Wall Thickness	.009 in.
Insulation Diameter	.038 in.

Pair Color Code Chart :

Number	Color	Number	Color
1	White/Blue Stripe & Blue	3	White/Green Stripe & Green
2	White/Orange Stripe & Orange	4	White/Brown Stripe & Brown

**INNER JACKET:**

Inner Jacket Material	PVC - Polyvinyl Chloride
Inner Jacket Diameter	.365 x .165 in.
Inner Jacket Ripcord	Yes

**OUTER SHIELD:**

**11872A Paired - Category 6 DataTuff® Twisted Pair Cable**

Outer Shield Material	Unshielded
-----------------------	------------

**OUTER JACKET:**

Outer Jacket Material	PVC - Polyvinyl Chloride
Outer Jacket Nominal Wall Thickness	.035 in.
Outer Jacket Ripcord	Yes

**OVERALL NOMINAL DIAMETER:**

Overall Nominal Diameter	.475 x .265 in.
--------------------------	-----------------

**MECHANICAL CHARACTERISTICS:**

Operating Temperature Range	-25°C To +75°C
Installation Temperature Range	-10°C To +75°C
Bulk Cable Weight	59 lbs/1000 ft.
Max. Recommended Pulling Tension	45 lbs.
Min. Bend Radius (Install)	0.1 in.

**APPLICABLE SPECIFICATIONS AND AGENCY COMPLIANCE:**

**APPLICABLE STANDARDS:**

NEC/(UL) Specification	CM, UL444
CEC/C(UL) Specification	CM
EU RoHS Compliant (Y/N)	Yes
EU RoHS Compliance Date (mm/dd/yyyy):	01/01/2004
TIA/EIA Specification	568-B.2-1 Category 6

**FLAME TEST:**

UL Flame Test	UL1666 Riser
CSA Flame Test	FT1

**PLENUM/NON-PLENUM:**

Plenum (Y/N)	N
--------------	---

**ELECTRICAL CHARACTERISTICS:**

Nom. Mutual Capacitance @ 1 KHz	15.0 pF/ft
Maximum Capacitance Unbalance (pF/100 m)	49.2 pF/100 m
Nominal Velocity of Propagation	70 %
Maximum Delay (ns/100 m)	510 @ 100MHz ns/100 m
Maximum Delay Skew (ns/100m)	25 ns/100 m
Maximum Conductor DC Resistance @ 20 Deg. C	9 Ohms/100 m
Maximum DCR Unbalance @ 20 Deg. C	3 %
Max. Operating Voltage - UL	300 V RMS

**ELECTRICAL CHARACTERISTICS - PREMISE:**

Premise Cable Electricals Table 1 :	
-------------------------------------	--

## 11872A Paired - Category 6 DataTuff® Twisted Pair Cable

Frequency (MHz)	Max. Attenuation (dB/100 m)	Min. NEXT (dB)	Min. PSNEXT (dB)	Min. ACR (dB)	Min. PSACR (dB)	Min. Return Loss (dB)	Min. Structural Return Loss (dB)
1	1.9	74.3	72.3	70	70	20.0	
4	3.7	65.3	63.3	59	59	23.0	
8	5.3	60.3	58.8	53	53	24.5	
10	5.9	59.3	57.3	51	51	25.0	
16	7.5	56.3	54.3	46	46	25.0	
20	8.4	54.8	52.8	44	44	25.0	
25	9.5	53.4	51.4	42	42	24.3	
31.25	10.6	51.9	49.9	39	39	23.6	
62.5	15.4	47.4	45.4	30	30	21.5	
100	19.8	44.3	42.3	25	25	21.0	
155	25.1	41.5	39.5	14	14	21.0	
200	29.0	39.9	37.9	10	10	21.0	
250	32.8	38.3	36.3	3	3	18.0	
300	35.2	37.2	34.2	0	0	18.0	
310	37.1	36.9	34.9			18.0	
350	39.8	36.2	34.2			17.0	
400	43.0	35.3	33.3			14.0	
500	49.0	33.8	31.8			14.0	

Premise Cable Electricals Table 2 :

Frequency (MHz)	Input (Unfitted) Impedance (Ohms)	Fitted Impedance (Ohms)	Min. ELFEXT (dB)	Min. PSELFEXT (dB)
1	100 ± 12	100 ± 15	67.8	64.8
4	100 ± 12	100 ± 15	55.7	52.7
8	100 ± 12	100 ± 15	49.7	46.7
10	100 ± 12	100 ± 15	47.8	44.8
16	100 ± 12	100 ± 8	43.7	40.7
20	100 ± 12	100 ± 8	41.7	38.7
25	100 ± 15	100 ± 8	39.8	36.8
31.25	100 ± 15	100 ± 8	37.9	34.9
62.5	100 ± 15	100 ± 8	31.8	28.8
100	100 ± 15	100 ± 8	27.8	24.8
155	100 ± 15	100 ± 8	23.9	20.9
200	100 ± 15	100 ± 8	21.7	18.7
250	100 ± 20	100 ± 8	19.8	16.8
300	100 ± 20	100 ± 8	18.2	15.2
310	100 ± 20	100 ± 8	17.9	14.9
350	100 ± 22	100 ± 8	16.9	13.9
400	100 ± 32	100 ± 8	15.7	12.7
500	100 ± 32	100 ± 8	13.8	10.8

**NOTES:**

Notes

US Patent #'s 5, 606, 151; 5, 734, 126; 5, 821, 467 \*\*Values above 350 MHz are information only

**11872A Paired - Category 6 DataTuff® Twisted Pair Cable**

Notes (Cont'd.)

Operating temperatures are subject to length de-rating. Cable passes -25C Cold Bend per UL 1581.

**PUT-UPS AND COLORS:**

Item	Description	Put-Up (ft.)	Ship Weight (lbs.)	Jacket Color	Notes
11872A 0081000	4 PR #23 PP PVC PVC	1000	66	GRAY	C
11872A 0101000	4 PR #23 PP PVC PVC	1000	66	BLACK	C

C = CRATE REEL PUT-UP.

Revision Number: 7      Revision Date: 07-12-2006

© Copyright 2006 Belden, Inc  
All Rights Reserved.

Although Belden ("Belden") makes every reasonable effort to ensure their accuracy at the time of this publication, information and specifications described herein are subject to error or omission and to change without notice, and the listing of such information and specifications does not ensure product availability.

Belden provides the information and specifications herein on an "AS IS" basis, with no representations or warranties, whether express, statutory or implied. In no event will Belden be liable for any damages (including consequential, indirect, incidental, special, punitive, or exemplary damages) whatsoever, even if Belden has been advised of the possibility of such damages, whether in an action under contract, negligence or any other theory, arising out of or in connection with the use, or inability to use, the information or specifications described herein.

All sales of Belden products are subject to Belden's standard terms and conditions of sale.

Belden believes this product to be in compliance with the following environmental regulations: California Proposition 65 Consent Judgment For Wire & Cable Mfgs.(San Francisco Superior Court Nos. 312962 And 320342); EU RoHS (Directive 2002/95/EC, 27-Jan-2003);Material manufactured prior to the compliance date may still be in stock at Belden facilities and in our Distributor's inventory. EU ELV (Directive 2000/53/EC, 18-Sept-2000); EU WEEE (Directive 2002/96/EC, 27-Jan-2003); And EU BFR (Directive 2003/11/EC, 6-Feb-2003). The information provided in this Product Disclosure, and the identification of materials listed as reportable or restricted within the Product Disclosure, is correct to the best of Belden's knowledge, information and belief at the date of its publication. The information provided in the Product Disclosure is designed only as a general guide for the safe handling, storage, and any other operation of the product itself or the one that it becomes a part of. This Product Disclosure is not to be considered a warranty or quality specification. Regulatory information is for guidance purposes only. Product users are responsible for determining the applicability of legislation and regulations based on their individual usage of the product.

# BULLETIN

**Peak network efficiency  
and reliability are achieved  
with Belden's DataTuff  
Industrial Ethernet cables.  
Bonded-Pair versions also  
offer the unique advantage  
of Installable Performance.™**



## DataTuff® Category 6 and 5e Ethernet Cables Are Made for Tough Industrial Environments

The reliability of your Industrial Ethernet network depends on the cable infrastructure: Data transmission errors can lead to interruptions in critical control functions resulting in lost production time and even safety issues. To help ensure optimum factory floor performance, Belden has consistently built both quality and reliability into each cable it manufactures. From the introduction and dominant call-out of Belden's Blue Hose® cables, to our present line of DataTuff Category 6 and 5e copper cables and TrayOptic® fiber optic Industrial Ethernet cables, Belden has always supplied the cable you need, when you need it.

And because we have been at the forefront of the industrial marketplace for decades and understand the rigors of the industrial environment, we also have the unique ability to provide top performing cables – regardless of the work environment. So, even if your cabling system is exposed to the following conditions you can turn to Belden for the right solution:

- > Oil and sunlight
- > Temperature variations
- > Abrasion and crushing
- > Presence of EMI/RFI (electromagnetic interference or radio frequency interference)

### Only DataTuff Cables with Belden's Patented Bonded-Pair Technology Offer The Benefit of Installable Performance

Many versions of DataTuff cables feature Belden's patented Bonded-Pair technology. This construction feature affixes the conductors of the cable pairs along their longitudinal axes to ensure that no performance-robbing gaps can develop between the conductor pairs. Since no gaps can occur and the conductor-to-conductor spacing is always

uniform, the cable offers excellent and consistently reliable electrical performance – even after the cable has been subjected to the bending, pulling and twisting that is inherent in the installation process. Belden calls this unique after-installation performance capability Installable Performance.

### TrayOptic Cables Feature Laser Certified Fiber (LCF™) and Water-Blocking Capability

When the installation demands the combination of sophisticated fiber optic technology and rugged durability, turn to Belden's line of TrayOptic indoor/outdoor fiber optic cables – now upgraded to include a water-blocking agent. All TrayOptic products also utilize Laser Certified Fiber to handle Gigabit Ethernet light sources and any expanded bandwidth requirements. For information on Belden's full line of BelOptix® fiber optic cables, including TrayOptic cables, contact Belden at 1-800-BELDEN-4 or visit [www.belden.com](http://www.belden.com).

### Quality You Can Trust

All Belden products are manufactured to the industry's highest standards of quality, utilizing the most advanced equipment, systems, controls and processes. In fact, Belden has long been a pioneer in production processes, such as statistical process control (SPC), that have become industry standards. And Belden was the first major designer and manufacturer of cable products to achieve ISO 9000 registration for the majority of its domestic and overseas facilities.

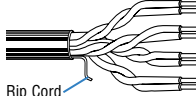
### Belden Quality Means Uptime and Superior Safety Performance

Today's critical industrial networking applications can't afford data transmission errors that can cause downtime, delays, and even safety concerns. Belden quality gives you the performance and reliability you need on a day-by-day basis.

Description	Part No.	UL NEC/ C(UL) CEC Type	No. of Pairs	Standard Lengths		Standard Unit Wt.		Nom. Insulated Conductor OD		Nominal OD		Freq. (MHz)	Max. Atten. (dB/100m)	Min. PSUM NEXT (dB)	Min. PSUM ACR (dB/100m)	Min. PSUM ELFEXT (dB/100m)	Input Imped. (Ω)	Min. RL (dB)
				Ft.	m	Lbs.	kg	Inch	mm	Inch	mm							

**Enhanced Cat 5e • 24 AWG Bonded-Pairs Solid BC • Rip Cord • See Color Code Chart**


**Non-Plenum • Polyolefin Insulation • .030" Industrial Grade Sunlight- and Oil-resistant Black PVC Jacket**

	<b>7923A</b> <small>new</small>	NEC: CMR, CMX- Outdoor CEC: CMR FT4	4	1000 2000	304.8 609.6	28.0 54.0	12.7 24.5	.038 x .075	.97 x 1.91	.230	5.94	1 4 8 10 16 25 31.25 62.5 100 155 200 250 350	2.0 4.0 5.7 6.4 8.1 10.3 11.6 16.8 21.7 27.7 32.0 36.4 44.3	65.3 56.3 51.8 50.3 47.3 44.3 42.9 38.4 35.3 32.5 30.8 29.3 27.2	63.3 52.3 46.1 43.9 39.1 34.1 31.3 21.6 17.1 17.1 14.7 12.8 9.9	60.8 48.7 42.7 40.8 36.7 32.8 30.9 24.8 20.8 16.9 14.7 12.8 9.9	100±12 100±12 100±12 100±12 100±12 100±15 100±15 100±15 100±15 100±18 100±18 100±20 100±22	20.0 23.0 24.5 25.0 25.0 24.3 23.6 21.5 20.1 19.0 19.0 18.0 17.0
--	------------------------------------	--	---	--------------	----------------	--------------	--------------	-------------------	------------------	------	------	---	---	--	---	---	--	--

RJ-45 Compatible • -25°C Cold Bend • U.S. Patents 5,606,151 and 5,734,126  
Jacket sequentially marked at 2 ft. intervals. • Third party verified to TIA/EIA-568-B.2, Category 5e

**Cat 5e • 24 AWG Bonded-Pairs Solid BC • Overall Beldfoil® Shield • 24 AWG Stranded TC Drain Wire • See Color Code Chart**

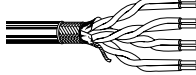
**Non-Plenum • Polyolefin Insulation • .030" Industrial Grade Sunlight- and Oil-resistant Black PVC Jacket**

	<b>7929A</b> <small>new</small>	NEC: CMR, CMX- Outdoor CEC: CMR FT4	4	1000 2000	304.8 609.6	36.0 70.0	16.3 31.8	.045 x .088	1.14 x 2.24	.265	6.73	1 4 10 16 31.25 62.5 100 200	2.0 4.1 6.5 8.2 11.7 17.0 22.0 32.4	62.3 53.3 47.3 44.3 39.9 35.4 32.3 27.8	60.3 49.2 41.8 36.0 28.2 18.4 10.3 1.0	60.8 48.7 40.8 36.7 30.9 24.8 20.8 14.7	100±15 100±15 100±15 100±15 100±15 100±15 100±15 100±25	20.0 23.0 25.0 25.0 23.6 21.5 20.1 15.0
--	------------------------------------	--	---	--------------	----------------	--------------	--------------	-------------------	-------------------	------	------	---	--	--	---	--	--	--

RJ-45 Compatible • -25°C Cold Bend • U.S. Patents 5,606,151 and 5,734,126  
Shield is bonded to jacket inner wall for electrical stability. • Jacket sequentially marked at 2 ft. intervals. • Third party verified to TIA/EIA-568-B.2, Category 5e

**Cat 5e • 24 AWG Bonded-Pairs Solid BC • Overall Beldfoil + 70% TC Braid • 24 AWG Solid Spiral Drain Wire • See Color Code Chart**

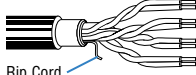
**Non-Plenum • Polyolefin Insulation • .030" Industrial Grade Sunlight- and Oil-resistant Black PVC Jacket**

	<b>7921A</b> <small>new</small>	NEC: CMR, CMX- Outdoor CEC: CMR FT4	4	1000 2000	304.8 609.6	55.0 108.0	24.9 49.0	.047 x .091	1.19 x 2.31	.330	8.38	1 4 10 16 31.25 62.5 100	2.0 4.1 6.5 8.2 11.7 17.0 22.0	62.3 53.3 47.3 44.3 39.9 35.4 32.3	60.3 49.2 41.8 36.0 28.2 18.4 10.3	60.8 48.7 40.8 36.7 30.9 24.8 20.8	100±15 100±15 100±15 100±15 100±15 100±15 100±15	20.0 23.0 25.0 25.0 23.6 21.5 20.1
--	------------------------------------	--	---	--------------	----------------	---------------	--------------	-------------------	-------------------	------	------	--	--	--	--	--	--	--

-25°C Cold Bend • U.S. Patents 5,606,151 and 5,734,126 • Jacket sequentially marked at 2 ft. intervals. • Third party verified to TIA/EIA-568-B.2, Category 5e

**Enhanced Cat 5e • 24 AWG Bonded-Pairs Solid BC • Rip Cord • See Color Code Chart**

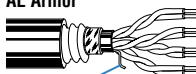
**Non-Plenum • Polyolefin Insulation • PVC Inner Jacket • .035" Industrial Grade Black or Gray PVC Outer Jacket**

	<b>11700A</b>	NEC: CMR, CMX- Outdoor CEC: CMR FT4	4	1000 3000	304.8 914.4	39.0 117.0	17.7 53.2	.038 x .075	.97 x 1.91	.285	7.24											(Same as 7923A above)	
											Nominal Core OD:												.200 5.08

RJ-45 Compatible • -25°C Cold Bend • U.S. Patents 5,606,151 and 5,734,126 • Jacket sequentially marked at 2 ft. intervals. • Third party verified to TIA/EIA-568-B.2, Category 5e • Outer jacket is sunlight- and oil-resistant.

**Enhanced Cat 5e • 24 AWG Bonded-Pairs Solid BC • Mylar® Wrap • Rip Cord • See Color Code Chart**

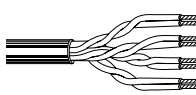
**Non-Plenum • Polyolefin Insulation • PVC Inner Jacket • .045" Industrial Grade Black or Gray PVC Outer Jacket**

	<b>121700A</b>	NEC: CMG CEC: HL CMG FT4	4	1000 3000	304.8 914.4	155.0 465.0	70.5 211.4	.038 x .075	.97 x 1.91	.530	13.46												(Same as 7923A above)	
											Nominal Core OD:													.200 5.08

RJ-45 Compatible • -25°C Cold Bend • U.S. Patents 5,606,151 and 5,734,126 • Jacket sequentially marked at 1 meter intervals. • Verified to TIA/EIA-568-B.2, Category 5e • Outer jacket is sunlight- and oil-resistant.

**Enhanced Cat 5e • 24 AWG Bonded-Pairs Stranded TC (7x32) • See Color Code Chart**

**Non-Plenum • Polyolefin Insulation • .030" Industrial Grade Sunlight- and Oil-resistant Black PVC Jacket**

	<b>7924A</b> <small>new</small>	NEC: CMR, CMX- Outdoor CEC: CMR FT4	4	1000 2000	304.8 609.6	30.0 58.0	13.6 26.3	.039 x .077	.99 x 1.96	.242	6.15	1 4 8 10 16 25 31.25 62.5 100 155 200 250 350	2.4 4.8 6.8 7.7 9.7 12.4 13.9 20.2 26.0 33.2 38.4 43.7 53.2	65.3 56.3 51.8 50.3 47.3 44.3 42.9 38.4 35.3 32.5 30.8 29.3 27.2	62.9 51.5 45.0 42.6 37.5 31.9 29.0 18.3 9.2 — — — —	60.8 48.7 42.7 40.8 36.7 32.8 30.9 24.8 20.8 16.9 14.7 12.8 9.9	100±12 100±12 100±12 100±12 100±12 100±15 100±15 100±15 100±15 100±18 100±18 100±20 100±22	20.0 23.0 24.5 25.0 25.0 24.3 23.6 21.5 20.1 19.0 19.0 18.0 17.0
--	------------------------------------	--	---	--------------	----------------	--------------	--------------	-------------------	------------------	------	------	---	---	--	---	---	--	--

RJ-45 Compatible • -25°C Cold Bend • U.S. Patents 5,606,151; 5,734,126 and 5,763,823  
Jacket sequentially marked at 2 ft. intervals. • Third party verified to TIA/EIA-568-B.2, Category 5e

ACR = Attenuation Crosstalk Ratio • AL = Aluminum • BC = Bare Copper • ELFEXT = Equal Level Far-end Crosstalk • NEXT = Near-end Crosstalk • PSUM = Power Sum • RL = Return Loss • TC = Tinned Copper

Mylar is a DuPont trademark.



Description	Part No.	UL NEC/ C(UL) CEC Type	No. of Pairs	Standard Lengths		Standard Unit Wt.		Nom. Insulated Conductor OD		Nominal OD		Freq. (MHz)	Max. Atten. (dB/ 100m)	Min. PSUM NEXT (dB)	Min. PSUM ACR (dB/ 100m)	Min. PSUM ELFEXT (dB/ 100m)	Input Imped. ( $\Omega$ )	Min. RL (dB)			
				Ft.	m	Lbs.	kg	Inch	mm	Inch	mm										
<b>Enhanced Cat 5e • 24 AWG Bonded-Pairs Solid BC • See Color Code Chart</b>																					
<b>FEP Insulation • Sunlight-, Oil- and Gas-resistant Black FEP Jacket</b>																					
High & Low Temp Oil Res I & II Gas Res	<b>7928A</b> <small>new</small>	NEC: Limited Combustible FHC 25/50 CMP CEC: CMP FT6	4	1000	304.8	24.0	10.9	.036	.91	.187	4.75	1	2.0	65.3	63.3	60.8	100±12	20.0			
								x	x					4	4.0	56.3	52.3	48.7	100±12	23.0	
												.071	1.80		8	5.7	51.8	46.1	42.7	100±12	24.5
															10	6.4	50.3	43.9	40.8	100±12	25.0
															16	8.1	47.3	39.1	36.7	100±12	25.0
															25	10.3	44.3	34.1	32.8	100±15	24.3
															31.25	11.6	42.9	31.3	30.9	100±15	23.6
															62.5	16.8	38.4	21.6	24.8	100±15	21.5
															100	21.7	35.3	17.1	20.8	100±15	20.1
															155	27.7	32.5	4.7	16.9	100±18	19.0
											200	32.0	30.8	3.0	14.7	100±18	19.0				
											250	36.4	29.3	—	12.8	100±20	18.0				
											350	44.3	27.2	—	9.9	100±22	17.0				

RJ-45 Compatible • -70°C • U.S. Patents 5,606,151 and 5,734,126  
Jacket sequentially marked at 2 ft. intervals. • Third party verified to TIA/EIA-568-B.2, Category 5e

<b>Cat 5e • 24 AWG Solid BC • Twisted Pairs • Rip Cord • See Color Code Chart</b>																					
<b>Non-Plenum • Polyolefin Insulation • .030" Industrial Grade Sunlight- and Oil-resistant Black PVC Jacket</b>																					
Rip Cord	<b>7918A</b> <small>new</small>	NEC: CMR, CMX- Outdoor CEC: CMR FT4	4	1000	304.8	28.0	12.7	.037	.94	.230	5.84	1	2.0	62.3	60.3	60.8	100±15	20.0			
														4	4.1	53.3	49.2	48.7	100±15	23.0	
															10	6.5	47.3	41.8	40.8	100±15	25.0
															16	8.2	44.3	36.0	36.7	100±15	25.0
															31.25	11.7	39.9	28.2	30.9	100±15	23.6
															62.5	17.0	35.4	18.4	24.8	100±15	21.5
															100	22.0	32.3	10.3	20.8	100±15	20.1
															200	32.4	27.8	1.0	14.7	100±25	15.0

RJ-45 Compatible • -25°C Cold Bend • Jacket sequentially marked at 2 ft. intervals. • Third party verified to TIA/EIA-568-B.2, Category 5e

<b>Cat 5e • 24 AWG Solid BC • Twisted Pairs • Overall Beldfoil® Shield • 24 AWG Stranded TC Drain Wire • See Color Code Chart</b>																		
<b>Non-Plenum • Polyolefin Insulation • .030" Industrial Grade Sunlight- and Oil-resistant Black PVC Jacket</b>																		
Shielded	<b>7919A</b> <small>new</small>	NEC: CMR, CMX- Outdoor CEC: CMR FT4	4	1000	304.8	36.0	16.3	.042	1.07	.265	6.73	(Same as 7918A above)						
				2000	609.6	70.0	31.8											

RJ-45 Compatible • -25°C Cold Bend • Shield is bonded to jacket inner wall for electrical stability. • Jacket sequentially marked at 2 ft. intervals. • Third party verified to TIA/EIA-568-B.2, Category 5e

<b>Enhanced Cat 6 • 23 AWG Bonded-Pairs Solid BC • Patented E-Spline Center Member • Rip Cord • See Color Code Chart</b>																					
<b>Non-Plenum • Polyolefin Insulation • .030" Industrial Grade Sunlight- and Oil-resistant Black PVC Jacket</b>																					
Rip Cord	<b>7927A</b> <small>new</small>	NEC: CMR CEC: CMR FT4	4	1000	304.8	44.0	20.0	.042	1.07	.251	6.38	1	1.9	80.3	78.5	70.8	100±12	20.0			
														10	5.7	65.3	59.6	50.8	100±12	25.0	
															31.25	10.2	57.9	47.7	40.9	100±15	25.0
															62.5	14.7	53.4	38.7	34.9	100±15	25.0
															100	18.9	50.3	31.4	30.8	100±15	25.0
															155	23.9	47.5	23.5	27.0	100±15	22.8
															200	27.5	45.8	18.3	24.8	100±15	21.7
															250	31.2	44.3	13.2	22.8	100±20	20.5
															350	37.7	40.2	4.5	19.9	100±22	19.8
															400	40.6	39.3	0.6	18.8	100±22	19.5
											500	46.2	37.8	>0*	16.8	100±22	18.4				
											550	48.8	37.2	—	16.0	100±22	18.0				
											600	51.4	36.6	—	15.2	100±22	17.6				

RJ-45 Compatible • -25°C Cold Bend • U.S. Patents 5,606,151; 5,734,126; 5,789,711 and 6,297,454-B1  
Jacket sequentially marked at 2 ft. intervals. • Third party verified to TIA/EIA-568-B.2-1, Category 6  
\*PSUM ACR >0 is guaranteed to 460 MHz.

<b>Cat 6 • 23 AWG Bonded-Pairs Solid BC • See Color Code Chart</b>																					
<b>FEP Insulation • Sunlight-, Oil- and Gas-resistant Black FEP Jacket</b>																					
High & Low Temp Oil Res I & II Gas Res	<b>7931A</b> <small>new</small>	NEC: Limited Combustible FHC 25/50 CMP CEC: CMP FT6	4	1000	304.8	35.0	15.9	.038	.97	.214	5.44	1	2.0	72.3	70.3	64.8	100±15	20.0			
														10	6.0	57.3	51.3	44.8	100±15	25.0	
															20	8.5	52.8	44.3	38.7	100±15	25.0
															31.25	10.7	49.9	39.2	34.9	100±15	23.6
															62.5	15.4	45.4	30.0	28.8	100±15	21.5
															100	19.8	42.3	22.5	24.8	100±15	20.1
															200	29.0	37.8	8.8	18.7	100±22	18.0
															250	32.8	36.3	3.5	16.8	100±32	17.3

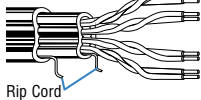
RJ-45 Compatible • -70°C Cold Bend • U.S. Patents 5,606,151 and 5,734,126  
Jacket sequentially marked at 2 ft. intervals. • Third party verified to TIA/EIA-568-B.2-1, Category 6

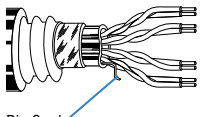
ACR = Attenuation Crosstalk Ratio • AL = Aluminum • BC = Bare Copper • ELFEXT = Equal Level Far-end Crosstalk • NEXT = Near-end Crosstalk • PSUM = Power Sum • RL = Return Loss • TC = Tinned Copper

**Color Codes**

Pair No.	Color Combination
1	White/Blue Stripe & Blue
2	White/Orange Stripe & Orange
3	White/Green Stripe & Green
4	White/Brown Stripe & Brown



Description	Part No.	UL NEC/ C(UL) CEC Type	No. of Pairs	Standard Lengths		Standard Unit Wt.		Nom. Insulated Conductor OD		Nominal OD		Freq. (MHz)	Max. Atten. (dB/ 100m)	Min. PSUM NEXT (dB)	Min. PSUM ACR (dB/ 100m)	Min. PSUM ELFEXT (dB/ 100m)	Input Imped. (Ω)	Min. RL (dB)
				Ft.	m	Lbs.	kg	Inch	mm	Inch	mm							
<b>Enhanced Cat 6 • 23 AWG Bonded-Pairs Solid BC • Rip Cord • See Color Code Chart</b>																		
<b>Non-Plenum • Polyolefin Insulation • PVC Inner Jacket • .035" Industrial Grade Black or Gray PVC Outer Jacket</b>																		
 Upjacketed Rip Cord	<b>11872A</b>	NEC:	4	1000	304.8	66.0	30.0	.041	1.04	.475	12.07	1	1.9	72.3	70	64.8	100±12	20.0
		CM						x	x	x	x	4	3.7	63.3	59	52.7	100±12	23.0
		CEC:										10	5.9	57.3	51	44.8	100±12	25.0
		CM										16	7.5	54.3	46	40.7	100±12	25.0
		FT1										31.25	10.6	49.9	39	34.9	100±15	23.6
		Nominal										62.5	15.4	45.4	30	28.8	100±15	21.5
		Core OD:										100	19.8	42.3	25	24.8	100±15	21.0
		.365						9.27	200	29.0	37.9	10	18.7	100±15	21.0			
		x						x	310	31.7	34.9	—	14.9	100±20	18.0			
		.165						4.19	350	39.8	34.2	—	13.9	100±22	17.0			
		400*	43.0	33.3	—	12.7	100±25	14.0										
		500*	49.0	31.8	—	10.8	100±25	14.0										

<b>Enhanced Cat 6 • 23 AWG Bonded-Pairs Solid BC • Mylar® Wrap • Rip Cord • See Color Code Chart</b>																			
<b>Non-Plenum • Polyolefin Insulation • PVC Inner Jacket • .055" Industrial Grade Black or Gray PVC Outer Jacket</b>																			
 Interlocked AL Armor Rip Cord	<b>121872A</b>	NEC:	4	1000	304.8	293.0	133.2	.041	1.04	.684	17.37	(Same as 11872A above)							
		CMG						x	x										
		CEC:																	
		HL																	
		CMG FT4																	
		Nominal																	
		Core OD:																	
		.365						9.27											
		x						x											
		.165						4.19											

**DataTuff® Industrial Ethernet Cable Selection Guide**

Part No.	Category	Shielding		Conductor		Installation	Environmental Issues				Industrial Grade Jacket		
		Unshielded	Shielded*	Solid	Stranded**	Installation Stress Resistance†	Oil Resistance	UV Sunlight Resistance	Gasoline Resistance	HI/LO Temp	Heavy	Upjacket	Armored
7923A	Cat 5e	●		●		●	●	●			●		
7929A	Cat 5e		●	●		●	●	●			●		
7921A	Cat 5e		●	●		●	●	●			●		
11700A	Cat 5e	●		●		●	●	●				●	
121700A	Cat 5e	●		●		●	●	●					●
7924A	Cat 5e	●		●	●	●	●	●			●		
7928A	Cat 5e	●		●		●	●	●	●	●	●		
7918A	Cat 5e	●		●		●	●	●			●		
7919A	Cat 5e		●	●		●	●	●			●		
7927A	Cat 6	●		●		●	●	●			●		
7931A	Cat 6	●		●		●	●	●	●	●	●		
11872A	Cat 6	●		●		●	●	●				●	
121872A	Cat 6	●		●		●	●	●					●

\* Shielded products are recommended for high-noise environments.  
 \*\* Stranded products are recommended where more flexibility is needed.  
 † Products with Bonded-Pair technology provide Installable Performance™ advantages — refer to Belden Bonded-Pair Cable Bulletin #BP02.

This chart is meant to help the user select the right cable. Refer to cable specifications for details. See [www.belden.com](http://www.belden.com) for fiber optic cable recommendations and technical data sheets.

**Color Codes:**

Pair No.	Color Combination
1	White/Blue Stripe & Blue
2	White/Orange Stripe & Orange
3	White/Green Stripe & Green
4	White/Brown Stripe & Brown

**For More Information:** [www.belden.com/ienp197.pdf](http://www.belden.com/ienp197.pdf)

Belden Electronics Division Technical Support 1-800-BELDEN-1 or 1-800-BELDEN-3