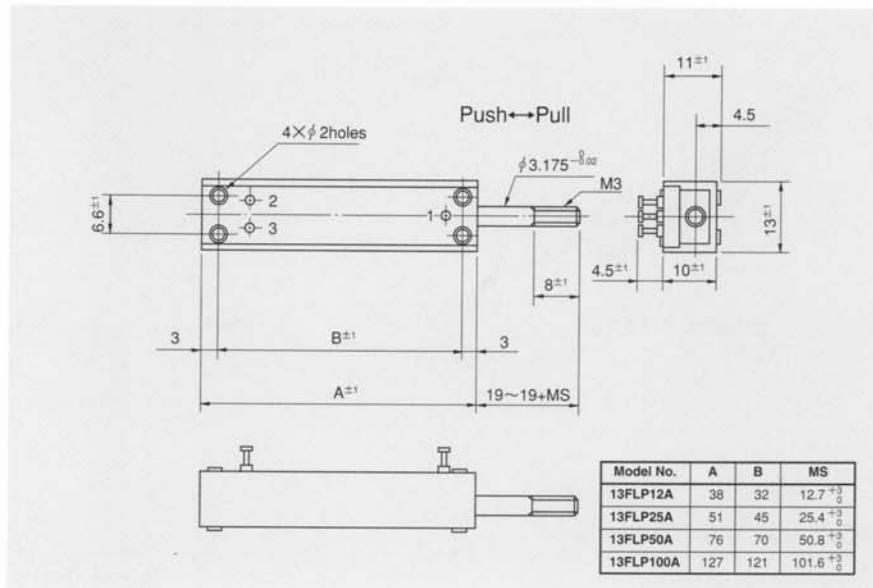



●Standard Dimensions



●Standard Model Nos.

13FLP12A	Stroke	12mm
13FLP25A	Stroke	25mm
13FLP50A	Stroke	50mm
13FLP100A	Stroke	100mm

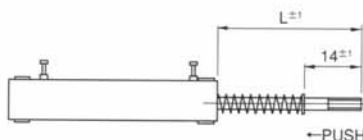
●General Specifications

Model No.		13FLP12A	13FLP25A	13FLP50A	13FLP100A
Standard Resistance Values		500,1k,2k,5k,10k (Ω)	500,1k,2k,5k,10k (Ω)	1k,2k,5k,10k,20k (Ω)	1k,2k,5k,10k,20k (Ω)
Total Resistance Tolerance		±20% (M)			
Independent Linearity Tolerance	Standard Class	±2.0%	±1.5%	±1.0%	±0.7%
	Precision Class	±1.0%	±0.7%	±0.5%	±0.3%
Resolution		Essentially Infinite			
Output Smoothness		Below 0.1% against input voltage			
Contact Resistance Variation		Below 2% C.R.V.			
Power Rating		0.2W	0.4W	0.7W	1.2W
Electrical Stroke		12.7±0.5mm	25.4±0.5mm	50.8±0.5mm	101.6±0.5mm
Mechanical Stroke (MS)		12.7 ⁺³ ₀ mm	25.4 ⁺³ ₀ mm	50.8 ⁺³ ₀ mm	101.6 ⁺³ ₀ mm
Insulation Resistance		Over 1,000MΩ at 500V.D.C.			
Dielectric Strength		1 minute at 500V.A.C.			
Friction		Below 0.5N (50gf)			Below 1.0N (100gf)
Stopper Strength		Approx. 20N (2kgf)			
Resistance Temperature Coefficient		±400p.p.m./°C			
Mass		Approx. 10g	Approx. 15g	Approx. 25g	Approx. 35g

●Special Specifications Available

Spring return device mounted on the shaft (Friction is referred as below table.), Special machining on the shaft, Wirewound resistive element type (13LP series).

In case of 13FLP series with spring return device, please note the following:
The spring return device is mounted on the outside shaft, of which dimensions are as the table.



Model No.	L	Friction
S13FLP12A	30~30+MS	3.5N (350gf)
S13FLP25A	35~35+MS	5 N (500gf)
S13FLP50A	40~40+MS	5 N (500gf)
S13FLP100A	50~50+MS	5 N (500gf)

Note: MS means Mechanical Stroke.