



Features

- 9mm Round / Single-Turn / Cermet Industrial / Open Frame
- Both sides adjust
- Cross slot and hexagon adjustment designs
- Horizontal and vertical mounting styles
- Dust resistant/splash resistant covers
- PC board stand-offs and retention feature

3309 - 9mm Round Trimming Potentiometer

Electrical Characteristics

Standard Resistance Range100 to 2 megohms
 (see standard resistance table)
 Resistance Tolerance±25% std.
 Absolute Minimum Resistance2% max. (≤2K = 30 ohms)
 Contact Resistance Variation ...3% max.
 Resolution.....Infinite
 Adjustment Angle235° nom.

Environmental Characteristics

Power Rating (250 volts max.)
 70°C0.5 watt
 Temperature Range-25°C to +100°C
 Temperature Coefficient±250ppm/°C
 Load Life1,000 hours 0.5 watt
 @ 70°C (5% ΔTR)

Physical Characteristics

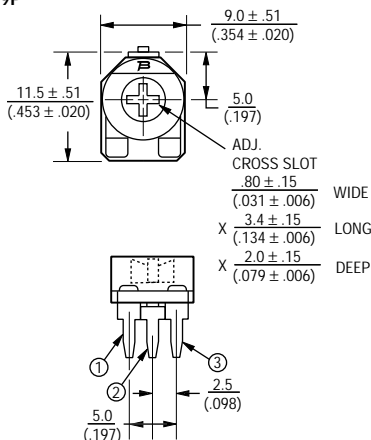
Mechanical Angle260°±20°
 Torque (Operating)5 oz-in. max.
 Stop Strength11.0 oz -in. min.
 TerminalsSolderable pins
 MarkingManufacturer's trademark, resistance code
 Standard Packaging200 pcs. per bag
 Adjustment ToolH-90
 Aqueous cleaning not recommended

How To Order

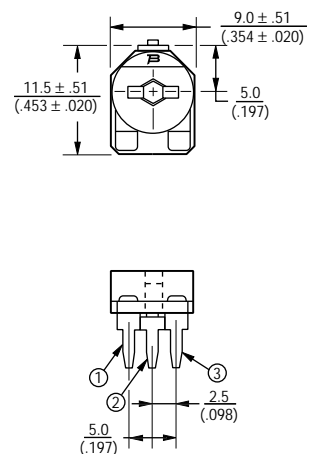
3309 W - 2 - 103

Model _____
 Pin Style _____
 Rotor Style _____
 -2 = Cross Slot/Single Slot Rear Adjust
 -3 = 2mm Hex Thru Hole
 Resistance Code _____

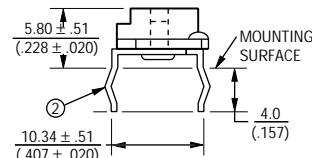
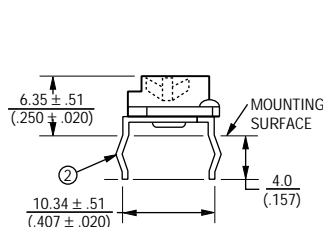
Top/Bottom Adjust Common Dimensions 3309P



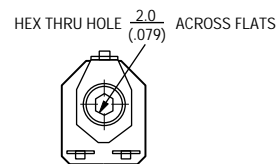
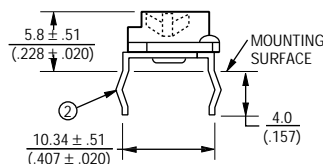
3309P-3 Both Sides Adjust Hex



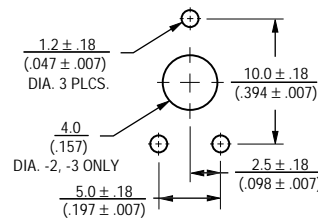
3309P-1 Top Adjust



3309P-2 Both Sides Adjust/Cross Slot

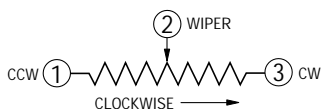


SUGGESTED PWB LAYOUT - 3309P



TOLERANCES: ± 0.25 (.010) EXCEPT WHERE NOTED

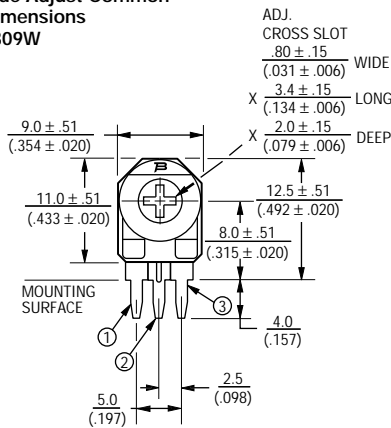
DIMENSIONS ARE: $\frac{\text{METRIC}}{\text{(INCHES)}}$



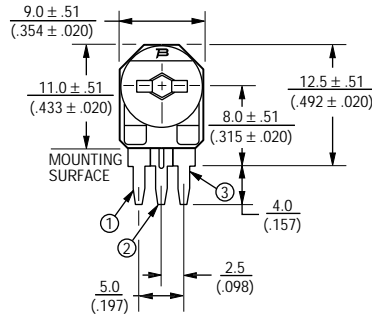
3309 - 9mm Round Trimming Potentiometer



Side Adjust Common Dimensions 3309W



3309W-3 Both Sides Adjust Hex



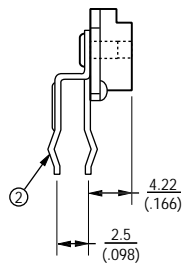
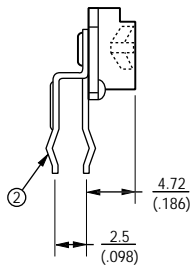
Standard Resistance Table

Resistance (Ohms)	Resistance Code
100	101
200	201
500	501
1,000	102
2,000	202
5,000	502
10,000	103
20,000	203
25,000	253
50,000	503
100,000	104
200,000	204
250,000	254
500,000	504
1,000,000	105
2,000,000	205

Popular values listed in boldface. Special resistances available.

SHADED AREA NOT TYPICALLY STOCKED BY DISTRIBUTORS AND NOT RECOMMENDED FOR NEW DESIGNS.

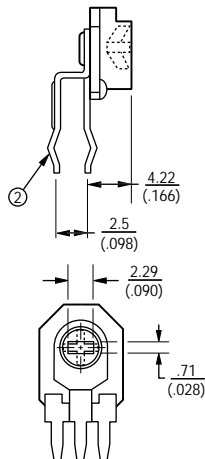
3309W-1 Single Side (Front) Adjust



HEX THRU HOLE 2.01 (.079) ACROSS FLATS



3309W-2 Both Sides Adjust - Cross Slot



SUGGESTED PWB LAYOUT - 3309W

