



# Silizium-PIN-Fotodiode; in SMT und als Reverse Gullwing Silicon PIN Photodiode; in SMT and as Reverse Gullwing


## BPW 34, BPW 34 S, BPW 34 S (E9087)



BPW 34



BPW 34 S



BPW 34 S (E9087)

### Wesentliche Merkmale

- Speziell geeignet für Anwendungen im Bereich von 400 nm bis 1100 nm
- Kurze Schaltzeit (typ. 20 ns)
- DIL-Plastikbauform mit hoher Packungsdichte
- BPW 34 S/(E9087): geeignet für Vapor-Phase Löten und IR-Reflow Löten (JEDEC level 4)

### Anwendungen

- Lichtschranken für Gleich- und Wechsellichtbetrieb
- IR-Fernsteuerungen
- Industrieelektronik
- „Messen/Steuern/Regeln“

### Features

- Especially suitable for applications from 400 nm to 1100 nm
- Short switching time (typ. 20 ns)
- DIL plastic package with high packing density
- BPW 34 S/(E9087): suitable for vapor-phase and IR-reflow soldering (JEDEC level 4)

### Applications

- Photointerrupters
- IR remote controls
- Industrial electronics
- For control and drive circuits

Typ Type	Bestellnummer Ordering Code
BPW 34	Q62702-P73
BPW 34 S	Q62702-P1602
BPW 34 S (E9087)	Q62702-P1790

**Grenzwerte  
Maximum Ratings**

Bezeichnung Parameter	Symbol Symbol	Wert Value	Einheit Unit
Betriebs- und Lagertemperatur Operating and storage temperature range	$T_{op}; T_{stg}$	- 40 ... + 85	°C
Sperrspannung Reverse voltage	$V_R$	32	V
Verlustleistung, $T_A = 25\text{ °C}$ Total power dissipation	$P_{tot}$	150	mW

**Kennwerte ( $T_A = 25\text{ °C}$ , Normlicht A,  $T = 2856\text{ K}$ )  
Characteristics ( $T_A = 25\text{ °C}$ , standard light A,  $T = 2856\text{ K}$ )**

Bezeichnung Parameter	Symbol Symbol	Wert Value	Einheit Unit
Fotoempfindlichkeit, $V_R = 5\text{ V}$ Spectral sensitivity	$S$	80 ( $\geq 50$ )	nA/lx
Wellenlänge der max. Fotoempfindlichkeit Wavelength of max. sensitivity	$\lambda_{S\max}$	850	nm
Spektraler Bereich der Fotoempfindlichkeit $S = 10\%$ von $S_{\max}$ Spectral range of sensitivity $S = 10\%$ of $S_{\max}$	$\lambda$	400 ... 1100	nm
Bestrahlungsempfindliche Fläche Radiant sensitive area	$A$	7.00	mm <sup>2</sup>
Abmessung der bestrahlungsempfindlichen Fläche Dimensions of radiant sensitive area	$L \times B$ $L \times W$	2.65 × 2.65	mm × mm
Halbwinkel Half angle	$\varphi$	± 60	Grad deg.
Dunkelstrom, $V_R = 10\text{ V}$ Dark current	$I_R$	2 ( $\leq 30$ )	nA
Spektrale Fotoempfindlichkeit, $\lambda = 850\text{ nm}$ Spectral sensitivity	$S_\lambda$	0.62	A/W
Quantenausbeute, $\lambda = 850\text{ nm}$ Quantum yield	$\eta$	0.90	<u>Electrons</u> Photon
Leerlaufspannung, $E_v = 1000\text{ lx}$ Open-circuit voltage	$V_O$	365 ( $\geq 300$ )	mV

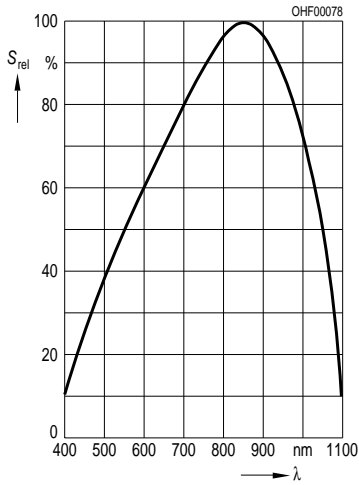
**Kennwerte** ( $T_A = 25\text{ °C}$ , Normlicht A,  $T = 2856\text{ K}$ )

**Characteristics** ( $T_A = 25\text{ °C}$ , standard light A,  $T = 2856\text{ K}$ ) (cont'd)

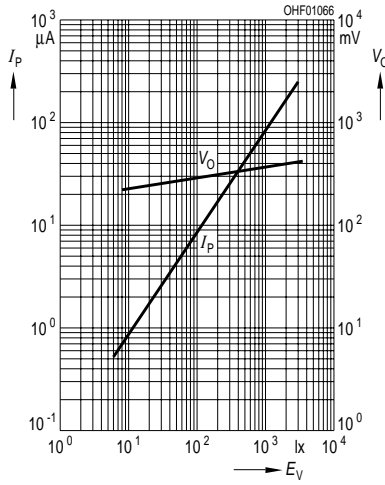
Bezeichnung Parameter	Symbol Symbol	Wert Value	Einheit Unit
Kurzschlußstrom, $E_V = 1000\text{ lx}$ Short-circuit current	$I_{SC}$	80	$\mu\text{A}$
Anstiegs- und Abfallzeit des Fotostromes Rise and fall time of the photocurrent $R_L = 50\ \Omega$ ; $V_R = 5\text{ V}$ ; $\lambda = 850\text{ nm}$ ; $I_p = 800\ \mu\text{A}$	$t_r, t_f$	20	ns
Durchlaßspannung, $I_F = 100\text{ mA}$ , $E = 0$ Forward voltage	$V_F$	1.3	V
Kapazität, $V_R = 0\text{ V}$ , $f = 1\text{ MHz}$ , $E = 0$ Capacitance	$C_0$	72	pF
Temperaturkoeffizient von $V_O$ Temperature coefficient of $V_O$	$TC_V$	- 2.6	mV/K
Temperaturkoeffizient von $I_{SC}$ Temperature coefficient of $I_{SC}$	$TC_I$	0.18	%/K
Rauschäquivalente Strahlungsleistung Noise equivalent power $V_R = 10\text{ V}$ , $\lambda = 850\text{ nm}$	$NEP$	$4.1 \times 10^{-14}$	$\frac{\text{W}}{\sqrt{\text{Hz}}}$
Nachweisgrenze, $V_R = 10\text{ V}$ , $\lambda = 850\text{ nm}$ Detection limit	$D^*$	$6.6 \times 10^{12}$	$\frac{\text{cm} \times \sqrt{\text{Hz}}}{\text{W}}$

**Relative Spectral Sensitivity**

$S_{rel} = f(\lambda)$

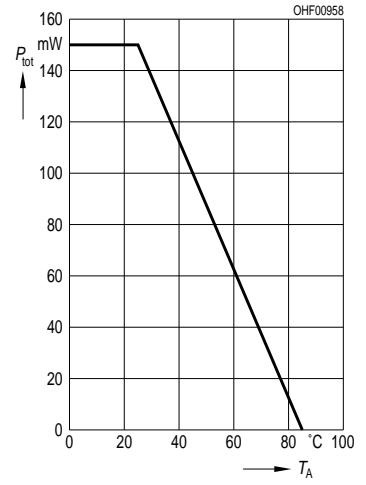


**Photocurrent  $I_P = f(E_V)$ ,  $V_R = 5\text{ V}$   
Open-Circuit Voltage  $V_O = f(E_V)$**



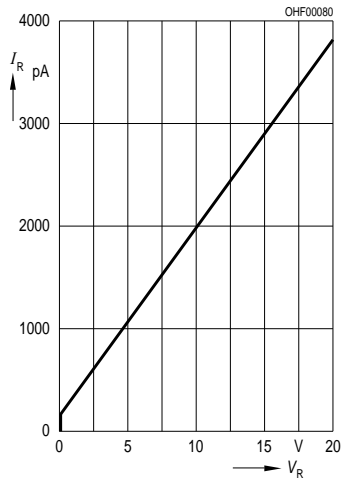
**Total Power Dissipation**

$P_{tot} = f(T_A)$



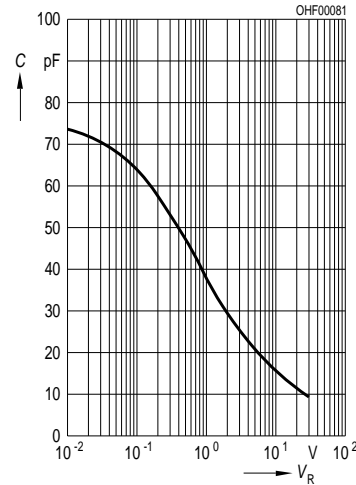
**Dark Current**

$I_R = f(V_R), E = 0$



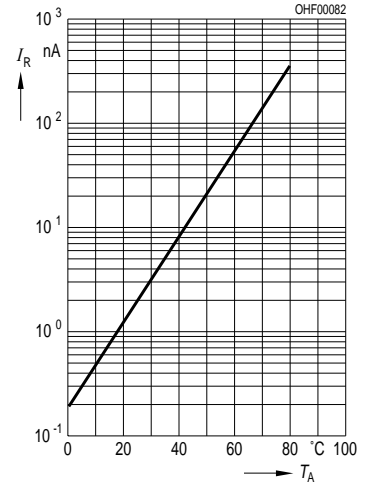
**Capacitance**

$C = f(V_R), f = 1\text{ MHz}, E = 0$



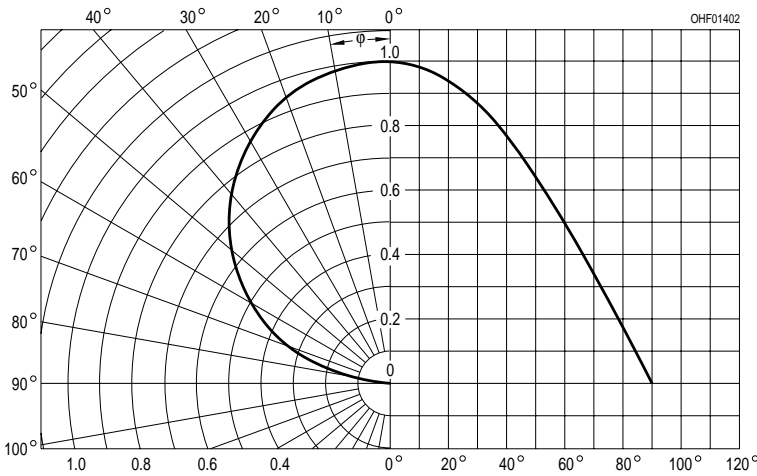
**Dark Current**

$I_R = f(T_A), V_R = 10\text{ V}, E = 0$

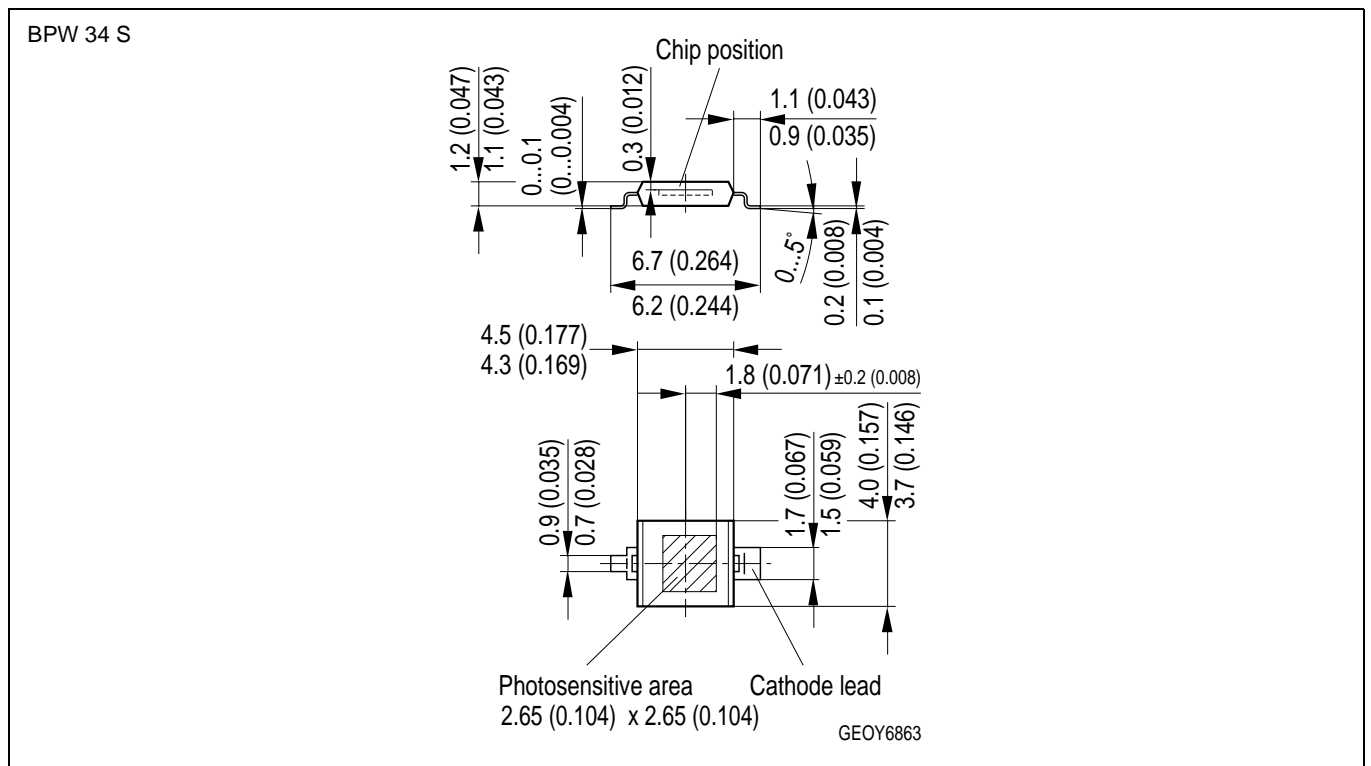
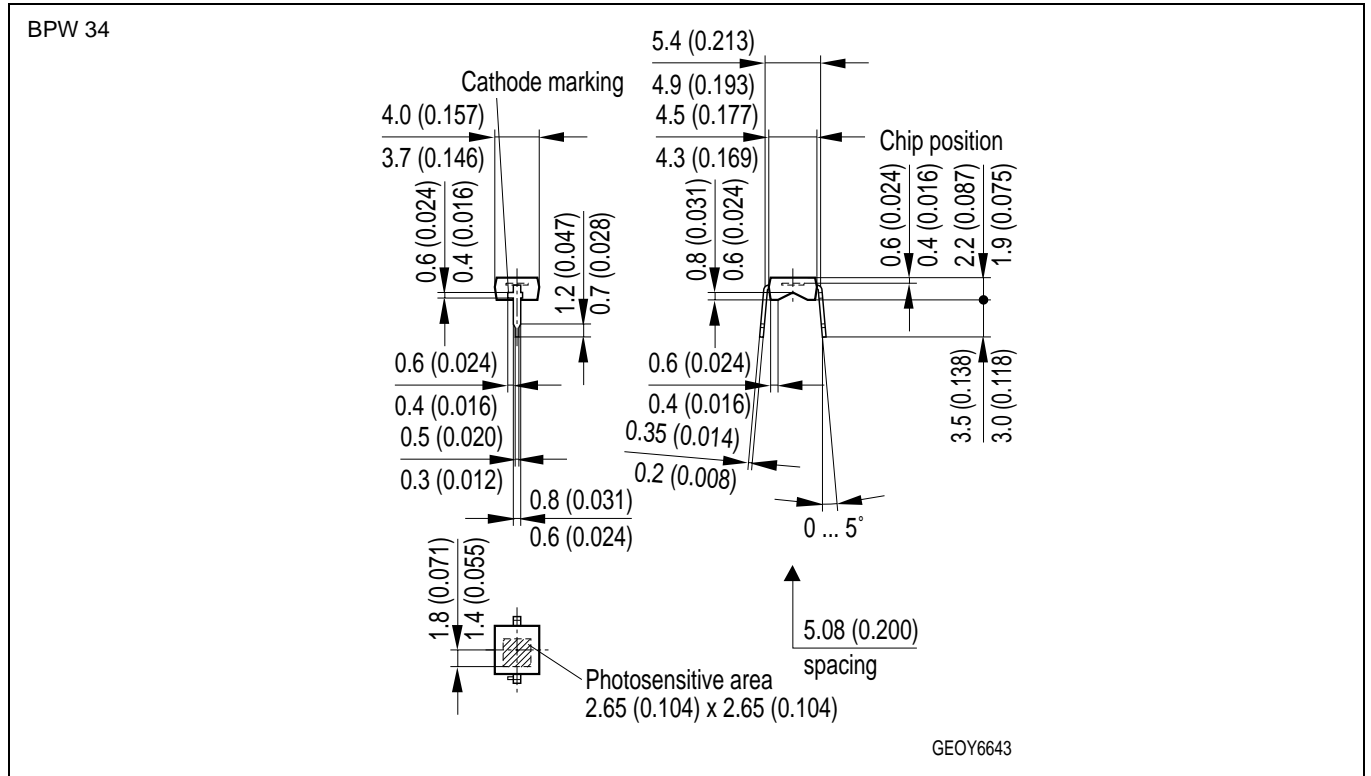


**Directional Characteristics**

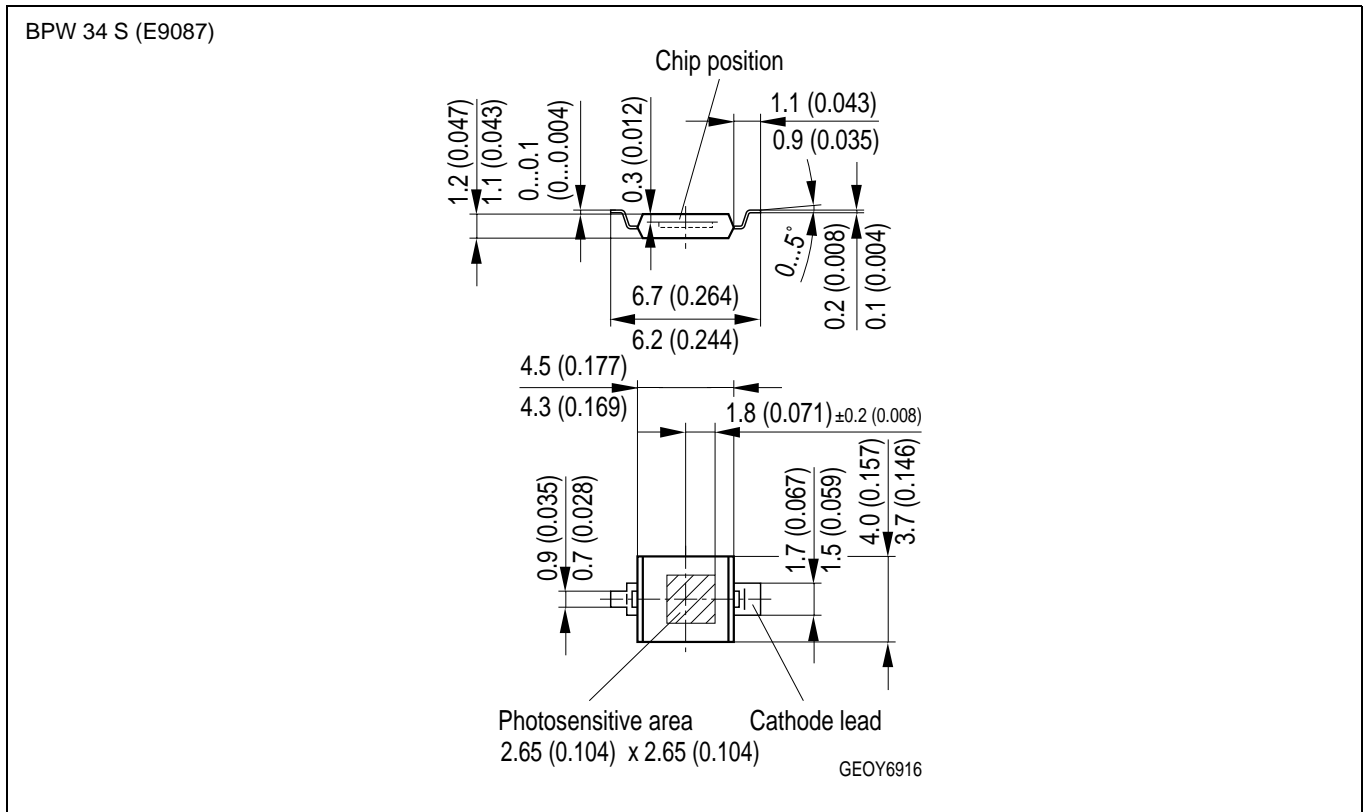
$S_{rel} = f(\phi)$



Maßzeichnung  
Package Outlines



Maße werden wie folgt angegeben: mm (inch) / Dimensions are specified as follows: mm (inch).



Maße werden wie folgt angegeben: mm (inch) / Dimensions are specified as follows: mm (inch).

Published by OSRAM Opto Semiconductors GmbH & Co. OHG  
Wernerwerkstrasse 2, D-93049 Regensburg

© All Rights Reserved.

Attention please!

The information describes the type of component and shall not be considered as assured characteristics.

Terms of delivery and rights to change design reserved. Due to technical requirements components may contain dangerous substances. For information on the types in question please contact our Sales Organization.

**Packing**

Please use the recycling operators known to you. We can also help you – get in touch with your nearest sales office. By agreement we will take packing material back, if it is sorted. You must bear the costs of transport. For packing material that is returned to us unsorted or which we are not obliged to accept, we shall have to invoice you for any costs incurred.

**Components used in life-support devices or systems must be expressly authorized for such purpose!** Critical components <sup>1</sup>, may only be used in life-support devices or systems <sup>2</sup> with the express written approval of OSRAM OS.

<sup>1</sup> A critical component is a component used in a life-support device or system whose failure can reasonably be expected to cause the failure of that life-support device or system, or to affect its safety or effectiveness of that device or system.

<sup>2</sup> Life support devices or systems are intended (a) to be implanted in the human body, or (b) to support and/or maintain and sustain human life. If they fail, it is reasonable to assume that the health of the user may be endangered.