

Features

- Carbon element
- Assortment of resistance tapers
- Variety of shaft lengths
- Flatted, knurled and slotted shaft styles
- Center detent option



PTM90 Series Panel Control w/ Push-Push Switch

Electrical Characteristics

Standard Resistance Range
 1K ohms to 1 megohm
 Standard Resistance Tolerance
 R < 250K ohms ±20 %
 R ≥ 250K ohms ±30 %
 End Resistance
 R < 50K ohms 30 ohms max.
 R ≥ 50K ohms 0.1 % of TR max.
 Insulation Resistance @ 250 VDC
 100 megohms min.
 Dielectric Withstanding Voltage
 300 VAC
 Tracking Error (-40 dB to 0 dB)..... ±3 dB
 Standard Taper Linear, Audio
 Power Rating
 Linear 0.05 watt
 Audio 0.025 watt
 Slider Noise 100 mV max.
 Operating Voltage 50 VAC / 10 VDC

Environmental Characteristics

Operational Life 15,000 cycles
 TR Shift ±15 %
 Operating Temperature Range
 -10 °C to +55 °C
 Resistance to Solder Heat ±5 %
 IP Rating IP 40

Mechanical Characteristics

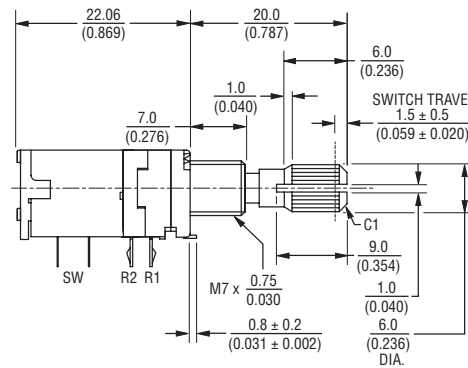
Mechanical Angle 300 ° ±3 °
 Operating Torque 20~250 gf-cm
 Stop Strength 5 kgf-cm min.
 Mounting Torque 10 kgf-cm max.
 Shaft Push/Pull Strength 10 kgf max.
 Soldering Condition
 Manual 300 °C ±5 °C for 3 sec.
 Wave 260 °C ±5 °C for 5 sec.
 Wash Not recommended

Switch Characteristics

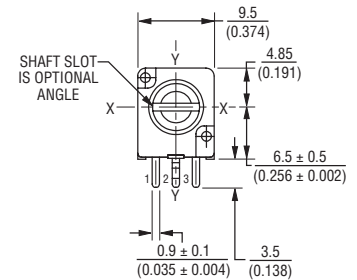
Power Rating 3 A @ 16 VDC
 Contact Resistance 100 milliohms
 Dielectric Strength
 Bushing to Terminals 300 VAC
 Switch Terminals 50 VAC
 Insulation Resistance
 Bushing to Terminals @ 250 VAC
 100 megohms
 Switch Terminals @ 50 VAC
 10 megohms
 Switch Type Push on - Push off
 Contact Arrangement SPDT
 Switch Stroke 1.5 ± 0.1 mm
 Operating Force 2 kgf max.
 Operating Life 10,000 cycles

Product Dimensions

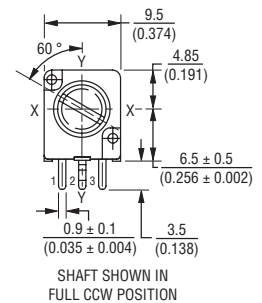
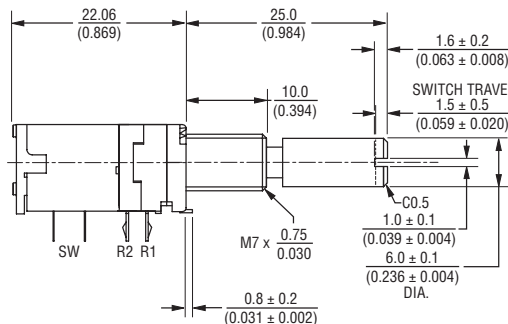
20 mm Length of Travel, Knurled Shaft



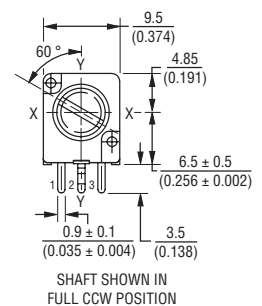
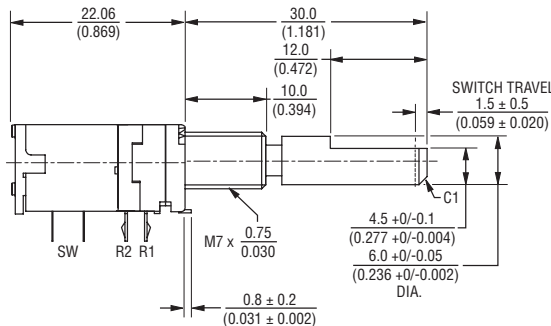
DIMENSIONS: $\frac{\text{MM}}{\text{(INCHES)}}$



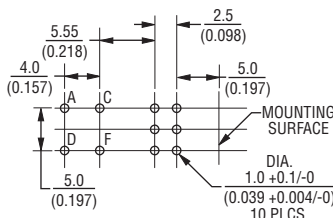
25 mm Length of Travel, Slotted Shaft



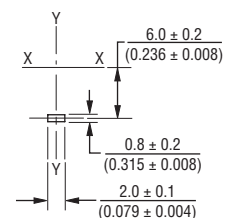
30 mm Length of Travel, Flatted Shaft



Mounting Hole Detail



Locating Lug Detail



*RoHS Directive 2002/95/EC Jan 27 2003 including Annex
 Specifications are subject to change without notice.
 Customers should verify actual device performance in their specific applications.

PTM90 Series Panel Control w/Push-Push Switch

BOURNS®

How To Order

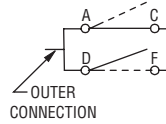
PTM90 2 - 0 25 S - 103 B2

- Model Number _____
- Designator _____
PTM90 = Panel Control
w/Push-Push Switch
- Number of Sections _____
2 = Dual Gang
- Center Detent _____
0 = No Detent
1 = Center Detent
- Shaft Length (FMS) _____
20 = 20 mm (Knurled shaft only)
25 = 25 mm (Slotted shaft only)
30 = 30 mm (Flatted shaft only)
- Shaft Style _____
F = Flatted Metal
K = Knurled (18 tooth serrated)
S = Slotted Metal
- Resistance Code _____
(See Standard Resistance Table)
- Resistance Taper (See Taper Charts) _____
Taper Series followed by Curve Number

Standard Resistance Table

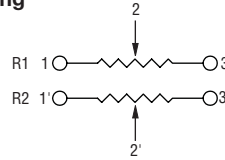
Resistance (Ohms)	Resistance Code
1,000	102
2,000	202
5,000	502
10,000	103
20,000	203
50,000	503
100,000	104
200,000	204
500,000	504
1,000,000	105

Switch Circuit

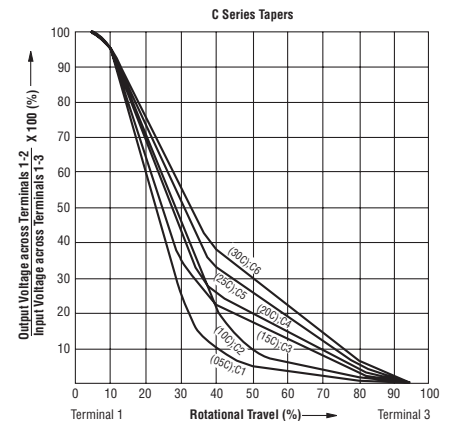
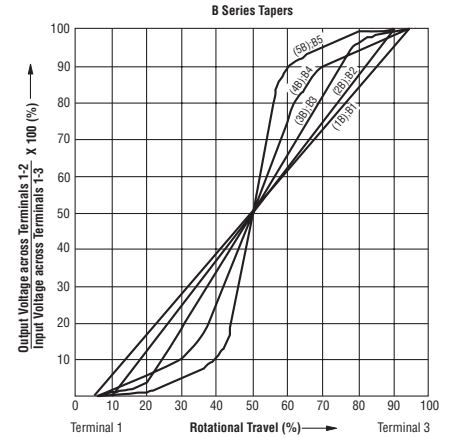
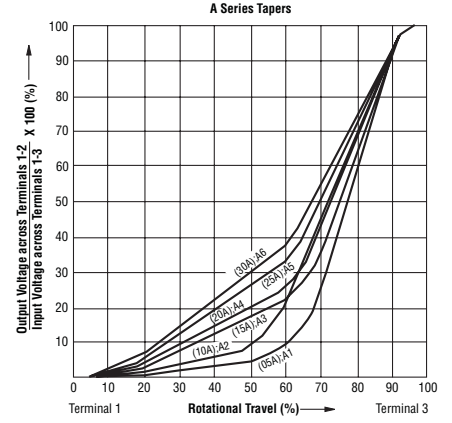


Schematic

Dual Gang



Tapers



REV. 02/10

Specifications are subject to change without notice. Customers should verify actual device performance in their specific applications.