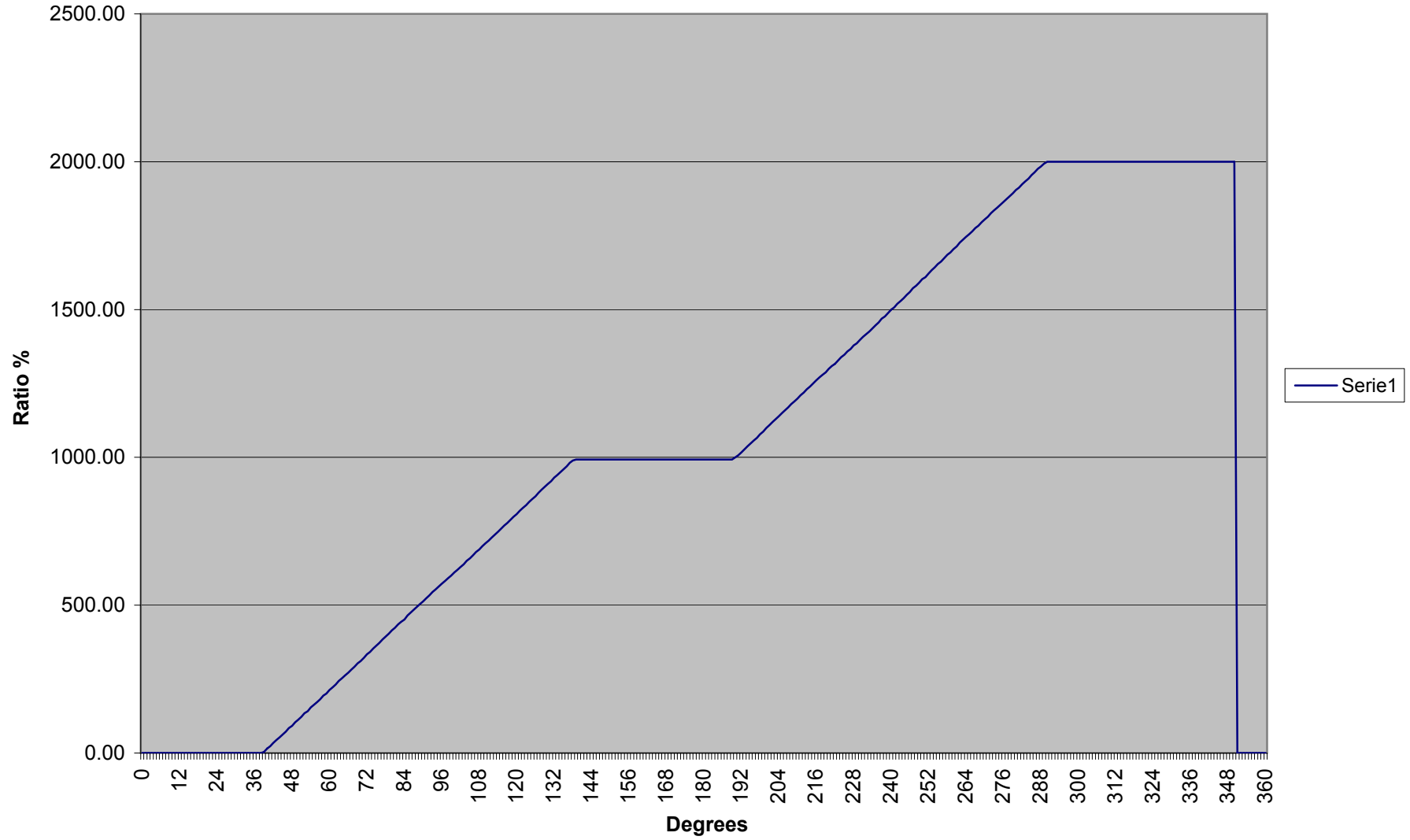


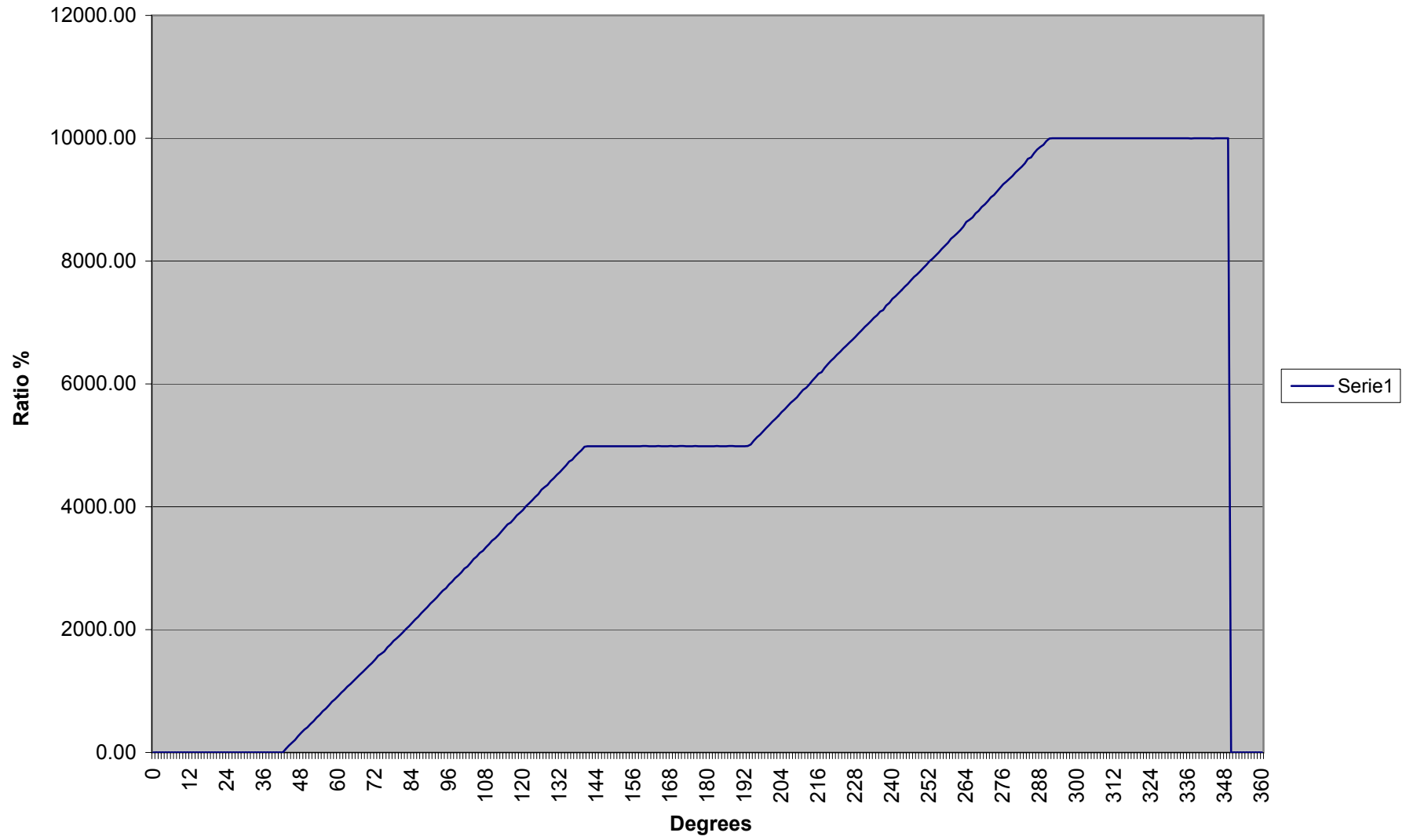


pd550-1k-0-1k-s233



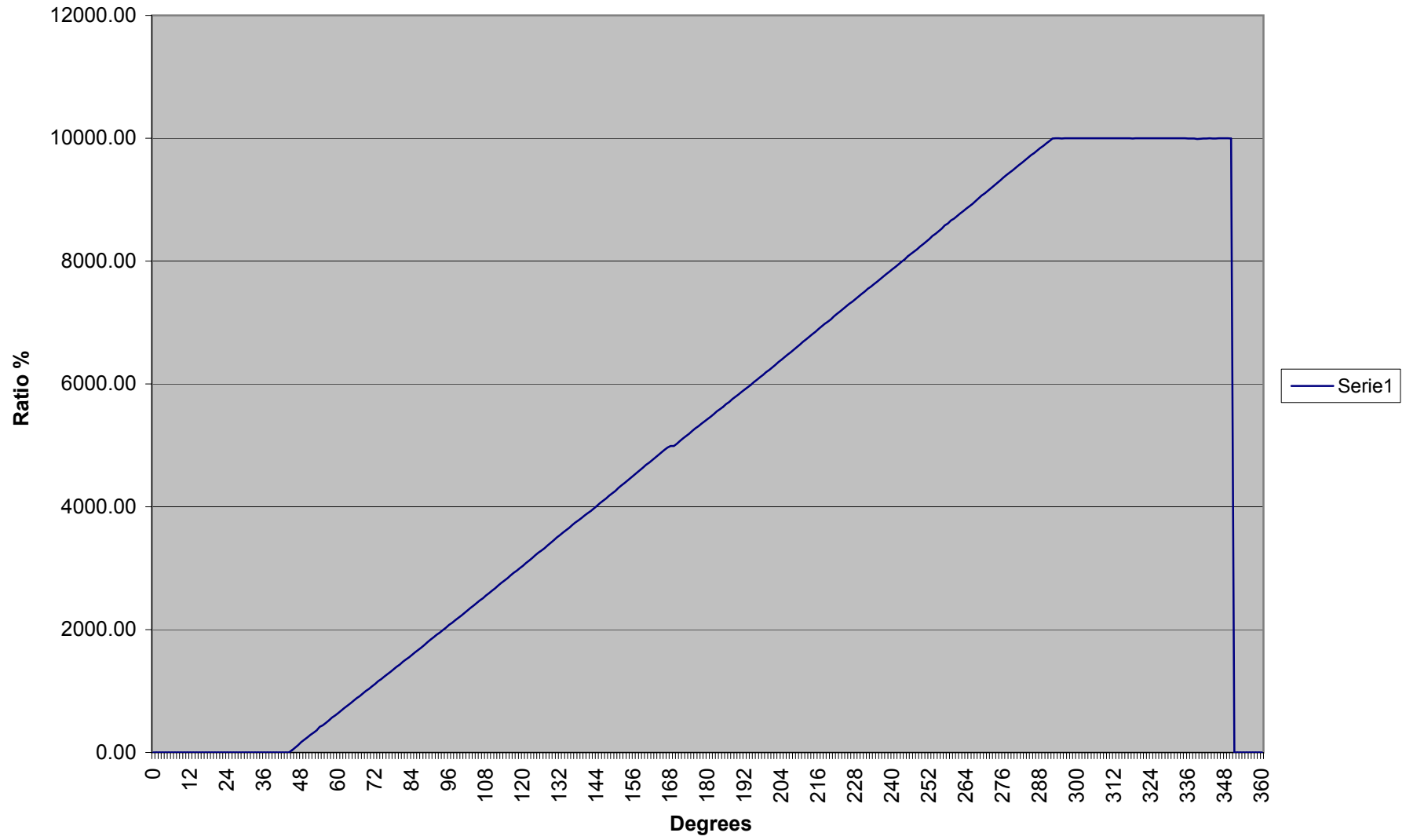


pd550-5k0-5k0-s233



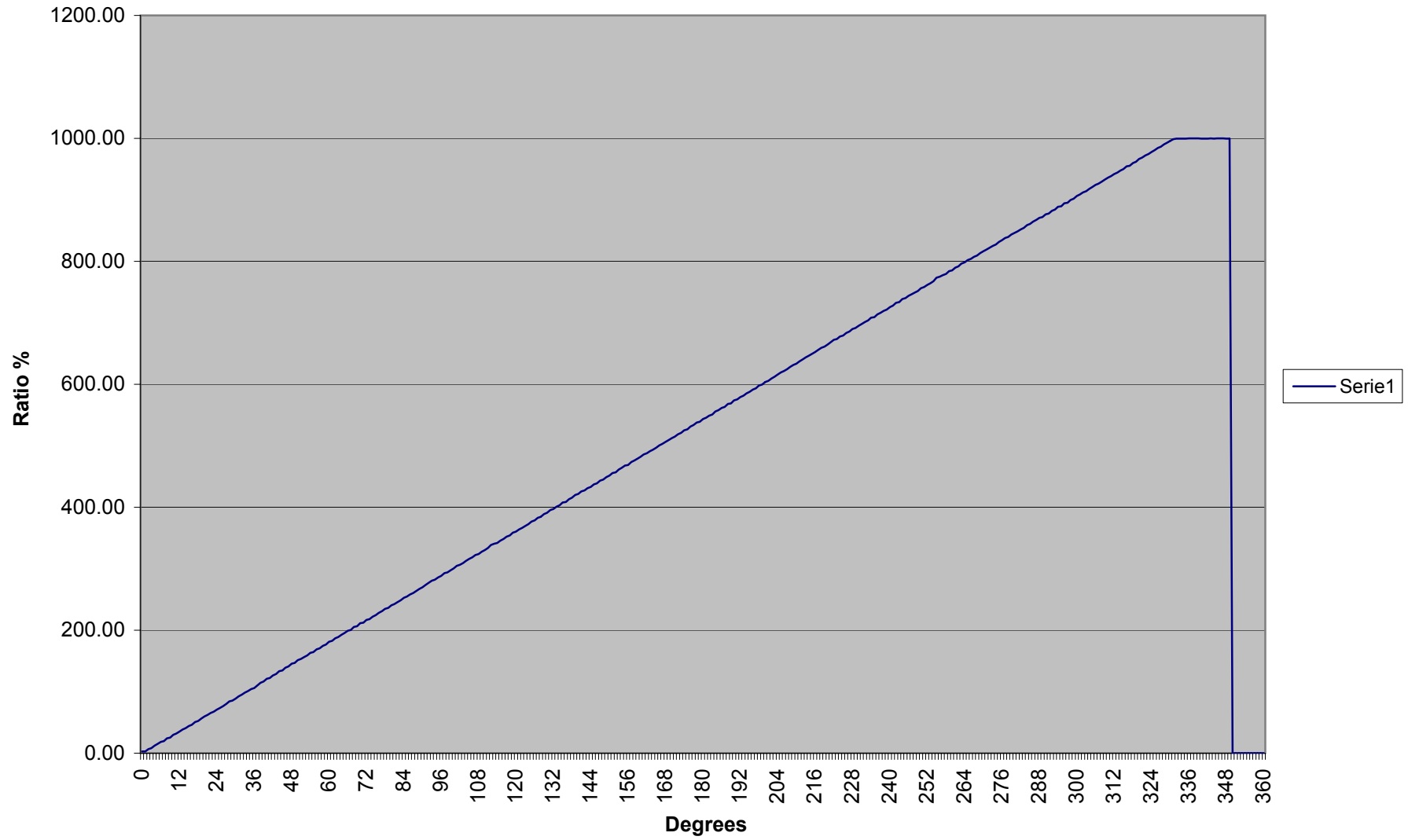



pd550-5k0-5k0-s286





pd550-1k004a_w/o_shaft





Electrical Data		
Nominal resistance	0.1...10	kOhm
Resistance tolerance	±5	%
Independent linearity	±0.25	% of meas. range
Electrical angle	268 / 298 / 328 / 355	°
Temperature coefficient of the resistance	40	ppm/°C
Recommended wiper current	max. 10	µA
Max. wiper current in case of malfunction	100	mA
Power rating P	max. 5	W/40°C
Min. life (electrical)	100'000	cycles
Mechanical Data		
Mechanical range	270 / 300 / 330 / 360	°
Torque	min. 0.5	Ncm
Min. life (mechanical)	100'000	cycles
Operating temperature	-25 ... +105	°C
Storage temperature	-25 ... +105	°C
Protection class	IP50	
Standards		
Insulating resistance (500 VDC, 1bar, 2s)	10	GOhm
Dielectric strength (VAC, 50Hz, 1min, 1bar)	900	V
Vibration (Amax = 0.75mm, f = 30 ... 2000 Hz)	10	g
Shock (half sine pulse, 7 ms)	50	g

PD550

Applications

- Power controller of industrial cooker

Features

- Flat design
- Linearity ±0.25 %

Options

- Short-circuit zones
- Up to 9 pickoffs feasible
- Electrical angles between 180° and 318°
- Mechanical angles between 180° and 318°
- With bushing and shaft
- Custom shafts design
- Custom bushing design

Subject to change
without notice
State: 27-Oct-2005

Contelec AG
Portstrasse 38
CH-2503 Biel/Bienne
Phone +41 (0)32 3665600
Telefax +41 (0)32 3665604
sales@contelec.ch

CONTELEC

Singleturn Potentiometers

PD550

55 × 55mm

100,000 cycles

Wirewound



Features

- Shallow mounting depth
- Up to 4 gangs
- High resolution
- Excellent linearity

Options

- Shaft length up to 50mm
- Flattened shaft
- Shaft types as per drawings
(rimmed, notched toothed, etc)
- Pilot diameter
- Flattened bushing
- Index point
- Special hollow shaft profile
- Short circuit sections
- Up to 9 taps available
- Electrical angle from 180° to 318°
- Mechanical angle from 180° to 318°

Mechanical Data

Diameter	55 × 55 × 8 mm
Setting torque	min. 0.5 Ncm
Life expectancy	100,000 cycles

Electrical Data

Nominal resistance R	100...10KΩ
Resistance tolerance	+/- 5%
Linearity	+/- 0.25%
Maximum wiper current	100mA
Power rating	5W/40°C
Maximum supply voltage	$U_{max} = (P \times R)^{-1/2}$
Maximum contact resistance	ENR 100Ω
Temperature coefficient	40 ppm/°C
Dielectric strength	900VAC/1min
Insulating resistance	10GΩ at 500VDC

Environmental Conditions

Storage temperature range	-25...+105°C
Operating temperature range	-25...+105°C
Climatic rating	25/105/56
Protection rating	IP50
Vibration	10G (30-2,000 Hz, 0.75mm)
Shock	50G (half sine pulse, 7ms)

Material

Housing	Brass nickel plated
Shaft	Brass nickel plated
Connections	Nickel silver gold plated

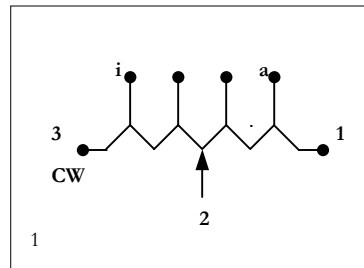


Marking/Remarks

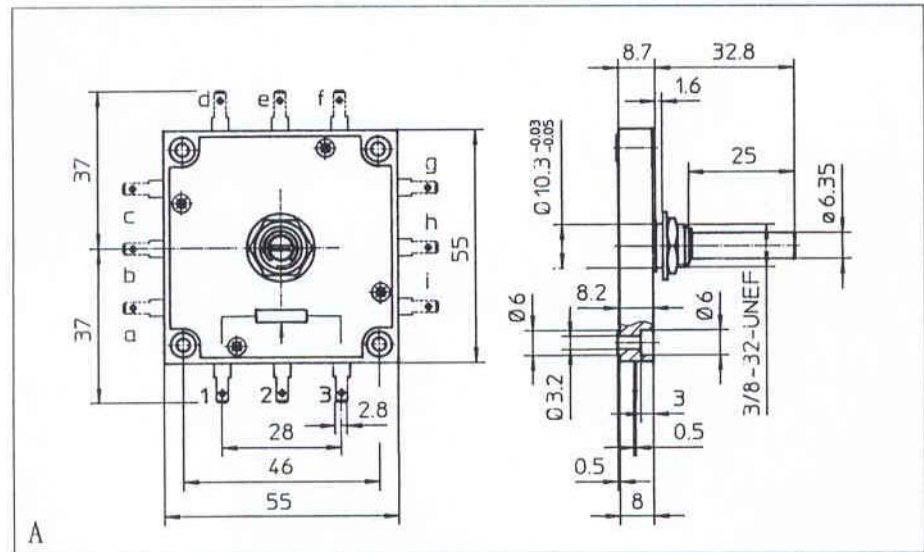
Connections:	4A	= Side solder lugs
	4B	= Side solder lugs/cent. tap
Bushing:	U	= Imperial thread
Shaft:	I	= ϕ 6.35 mm, without slot
	A	= ϕ 6 mm, without slot

Model	PD 550-4A-UI	PD 552-4A-UI	PD 553-4A-UI	PD 555-4A-UI
Connecting diagram	1	1	1	1
Dimension drawing	A	A	A	A
Electr. angle	328°	268°	298°	355°
Mech. angle	330°	270°	300°	360° Cont. rotation

Connecting diagram



Dimension drawing



Accessories

Art. No.	Model	Marking	Remarks
20020	Washer	Fan washer 3/8"	Standard item
20054	Nut	3/8" UNEF	Standard item

Options shaft

