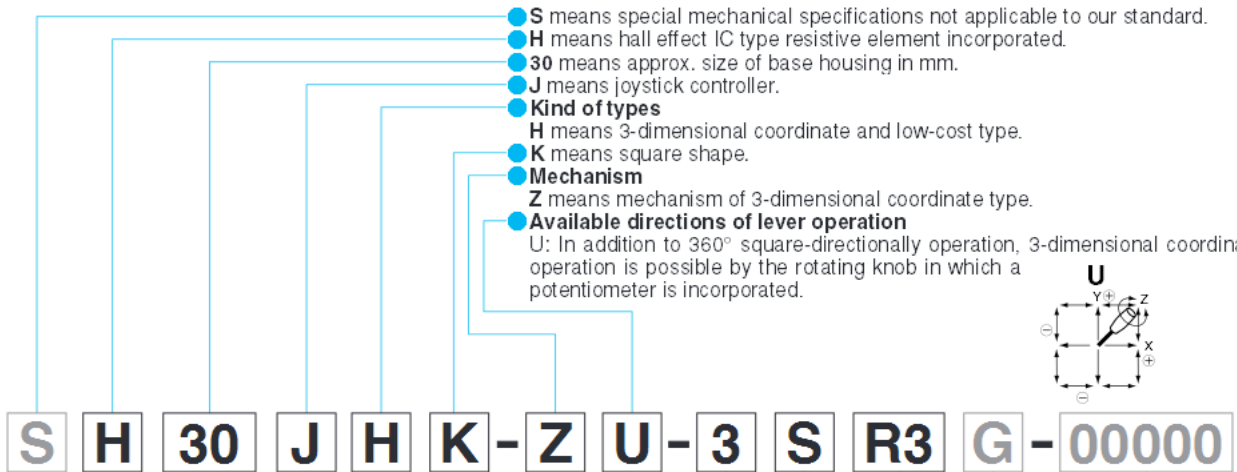


H30JH

New Product

Potentiometer with a hall effect IC type resistive element

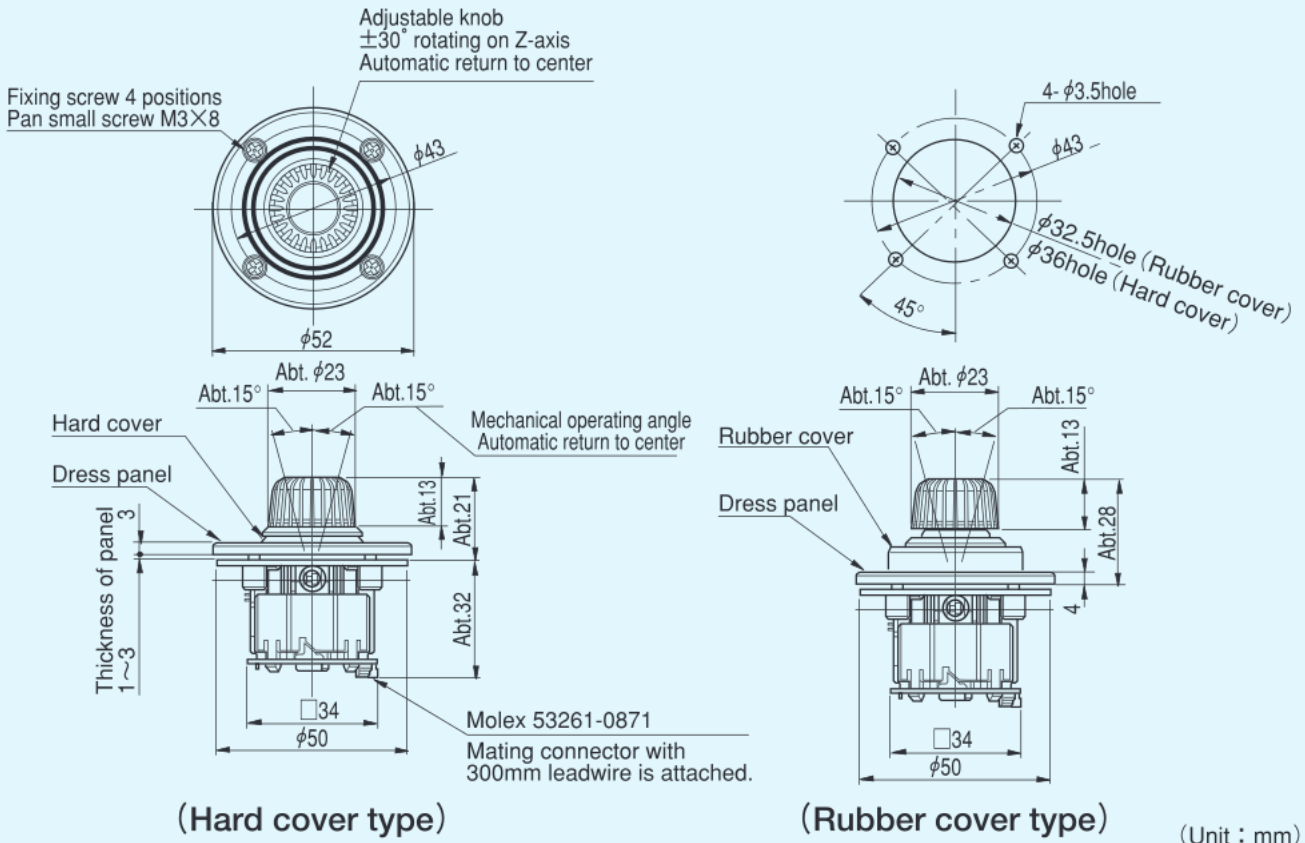
Nomenclature



Number of potentiometers to be incorporated
 0...no potentiometer incorporated. 1...1 potentiometer incorporated.
 2...2 potentiometers incorporated. 3...3 potentiometers incorporated.
Number of output and kind of output characteristic
 S...single output. X...dual cross output. P...dual parallel output.
With spring return device:
 R3 : with spring return device for 3-dimensional coordinate type.
Mounting accessories:
 G : with dust proof rubber cover. P : with sub-panel for mounting.
Special part number:
 In case we produce customized products, we add 4-digit or 5-digit branch number.

Standard Dimensions

Panel Arrangements





H30JHK-ZU-3SR3
(Hard cover type)



H30JHK-ZU-3SR3G
(Rubber cover type)

STANDARD SPECIFICATIONS

● Mechanical performance

Controlling range of operating lever: 3-dimensional coordinate type
 X and Y directions: $\pm 12.5^\circ \sim \pm 17.5^\circ$ from center position
 Z directions: $\pm 30^\circ \sim \pm 35^\circ$ from center position
Operating force(Standard spring return device : Automatically return to center)
 X and Y directions: Approx.1.5~3N(150~300gf)
 (X and Y directions with rubber cover: Approx.1.5~3.5N(150~350gf))
 Z direction: Approx.10~30mN·m(100~300gf·cm)
Operating temperature range: $-20^\circ\text{C} \sim +60^\circ\text{C}$
Vibration: 10~55Hz 98m/s²
Shock: 294m/s²
Life expectancy: Approx.1,000,000 operations.
Mass: Approx.50g

● Electrical performance

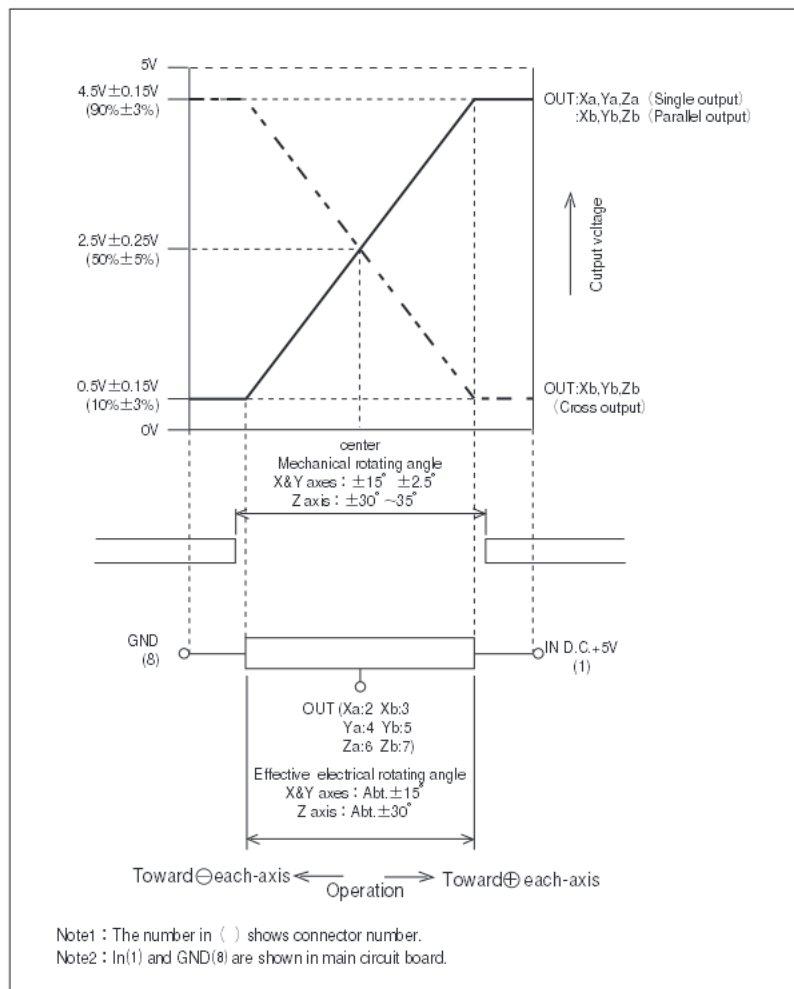
Hall effect IC type resistive element incorporated


- Applied voltage: $5\text{V} \pm 1.0\%$ D.C.
- Effective output: Approx.0.5V~4.5V
- Electrical rotating angle: X and Y-axis: Approx. $\pm 15^\circ$ Z-axis: Approx. $\pm 30^\circ$
- Independent linearity tolerance: $\pm 3\%$
- Load resistance: over 10K Ω

Dielectric strength: 1 minute at 250V.A.C.
Insulation resistance: Over 100M Ω at 250V.D.C.
EMC durability: 50V/m

● Output Characteristic

● Terminal Connection Diagram



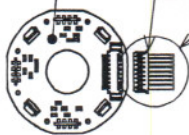


ジョイスティック本体
Joystick housing

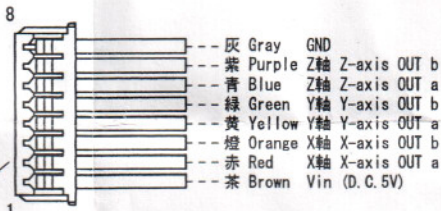


添付コネクタ
Mating connector
(attached)

部品実装面
Parts mounted surface



H30JHK コネクタ接続図 Connection diagram



端子番号 (基板上の印刷文字)
Terminal numbers
(The printed numbers on a circuit board)



SAKAE TSUSHIN KOGYO CO., LTD.