

Dials and Knobs

Precision Aluminum Instrumentation Knobs


Features: Precision aluminum machined surfaces from bar stock. Anodized finish in gloss or matte. Colors available are clear or black. JD, DD, DDS, HD Series knobs have two 6-32 set screws. ML Series knobs have a single 6-32 set screw. All KILo knobs are available with 1/4" or 1/8" shaft holes.

Ordering Chart

It is simple to order KILo knobs. For example, if you wanted to order the "DD Series" knob in the 0.750" size, in clear gloss, with a 0.125" shaft hole, you would order the part number: **DD-75-1-6**. (DD for the "DD Series", 75 for the 0.750" size, 1 for the color and finish and 6 for the 0.125" shaft hole.)

Knob Series	Model Size	Color, Finish	Shaft Hole Size
DD	50 (0.500")	1-Clear Gloss	5-0.250
DDS	75 (0.750")	2-Black Gloss	6-0.125
JD	90 (0.925")	3-Clear Matte	—
HD	—	4-Black Matte	—
ML	—	—	—

Stock No.	Mfr.'s Type	Type	Shaft Dia. (In.)	Knob Dia. (In.)	Overall Height (In.)	Indicator
664-0651	HD-50-1-5	HD	1/4	0.500	1.000	Top and Side
664-0652	HD-50-2-5	HD	1/4	0.500	1.000	Top and Side
664-0654	HD-50-4-5	HD	1/4	0.500	1.000	Top and Side
664-0661	HD-50-1-6	HD	1/8	0.500	1.000	Top and Side
664-0662	HD-50-2-6	HD	1/8	0.500	1.000	Top and Side
664-0663	HD-50-3-6	HD	1/8	0.500	1.000	Top and Side
664-0664	HD-50-4-6	HD	1/8	0.500	1.000	Top and Side
664-0751	HD-75-1-5	HD	1/4	0.750	1.000	Top and Side
664-0752	HD-75-2-5	HD	1/4	0.750	1.000	Top and Side
664-0753	HD-75-3-5	HD	1/4	0.750	1.000	Top and Side
664-0754	HD-75-4-5	HD	1/4	0.750	1.000	Top and Side
664-0851	HD-90-1-5	HD	1/4	0.925	1.000	Top and Side
664-0852	HD-90-2-5	HD	1/4	0.925	1.000	Top and Side
664-0853	HD-90-3-5	HD	1/4	0.925	1.000	Top and Side
664-0854	HD-90-4-5	HD	1/4	0.925	1.000	Top and Side
664-0862	HD-90-2-6	HD	1/8	0.925	1.000	Top and Side
664-0951	JD-50-1-5	JD	1/4	0.500	0.625	Top and Side
664-0952	JD-50-2-5	JD	1/4	0.500	0.625	Top and Side
664-0953	JD-50-3-5	JD	1/4	0.500	0.625	Top and Side
664-0954	JD-50-4-5	JD	1/4	0.500	0.625	Top and Side
664-0961	JD-50-1-6	JD	1/8	0.500	0.625	Top and Side
664-0962	JD-50-2-6	JD	1/8	0.500	0.625	Top and Side
664-0963	JD-50-3-6	JD	1/8	0.500	0.625	Top and Side
664-0964	JD-50-4-6	JD	1/8	0.500	0.625	Top and Side
664-1551	JD-75-1-5	JD	1/4	0.750	0.625	Top and Side
664-1552	JD-75-2-5	JD	1/4	0.750	0.625	Top and Side
664-1553	JD-75-3-5	JD	1/4	0.750	0.625	Top and Side
664-1554	JD-75-4-5	JD	1/4	0.750	0.625	Top and Side
664-1561	JD-75-1-6	JD	1/8	0.750	0.625	Top and Side
664-1562	JD-75-2-6	JD	1/8	0.750	0.625	Top and Side
664-1563	JD-75-3-6	JD	1/8	0.750	0.625	Top and Side
664-1564	JD-75-4-6	JD	1/8	0.750	0.625	Top and Side
664-1651	JD-90-1-5	JD	1/4	0.925	0.625	Top and Side
664-1652	JD-90-2-5	JD	1/4	0.925	0.625	Top and Side
664-1653	JD-90-3-5	JD	1/4	0.925	0.625	Top and Side
664-1654	JD-90-4-5	JD	1/4	0.925	0.625	Top and Side
664-1662	JD-90-2-6	JD	1/8	0.925	0.625	Top and Side
664-1664	JD-90-4-6	JD	1/8	0.925	0.625	Top and Side
664-1751	DD-50-1-5	DD	1/4	0.500	0.625	Side
664-1752	DD-50-2-5	DD	1/4	0.500	0.625	Side
664-1754	DD-50-4-5	DD	1/4	0.500	0.625	Side
664-1761	DD-50-1-6	DD	1/8	0.500	0.625	Side
664-1762	DD-50-2-6	DD	1/8	0.500	0.625	Side
664-1763	DD-50-3-6	DD	1/8	0.500	0.625	Side



Stock No.	Mfr.'s Type	Type	Shaft Dia. (In.)	Knob Dia. (In.)	Overall Height (In.)	Indicator
664-1764	DD-50-4-6	DD	1/8	0.500	0.625	Side
664-1851	DD-75-1-5	DD	1/4	0.750	0.625	Side
664-1852	DD-75-2-5	DD	1/4	0.750	0.625	Side
664-1853	DD-75-3-5	DD	1/4	0.750	0.625	Side
664-1854	DD-75-4-5	DD	1/4	0.750	0.625	Side
664-1862	DD-75-2-6	DD	1/8	0.750	0.625	Side
664-1864	DD-75-4-6	DD	1/8	0.750	0.625	Side
664-1951	DD-90-1-5	DD	1/4	0.925	0.625	Side
664-1952	DD-90-2-5	DD	1/4	0.925	0.625	Side
664-1954	DD-90-4-5	DD	1/4	0.925	0.625	Side
664-1962	DD-90-2-6	DD	1/8	0.925	0.625	Side
664-1963	DD-90-3-6	DD	1/8	0.925	0.625	Side
664-1964	DD-90-4-6	DD	1/8	0.925	0.625	Side
664-2051	DDS-50-1-5	DDS	1/4	0.500	0.625	Skirt Arrow
664-2052	DDS-50-2-5	DDS	1/4	0.500	0.625	Skirt Arrow
664-2053	DDS-50-3-5	DDS	1/4	0.500	0.625	Skirt Arrow
664-2054	DDS-50-4-5	DDS	1/4	0.500	0.625	Skirt Arrow
664-2061	DDS-50-1-6	DDS	1/8	0.500	0.625	Skirt Arrow
664-2062	DDS-50-2-6	DDS	1/8	0.500	0.625	Skirt Arrow
664-2064	DDS-50-4-6	DDS	1/8	0.500	0.625	Skirt Arrow
664-2351	DDS-75-1-5	DDS	1/4	0.750	0.625	Skirt Arrow
664-2352	DDS-75-2-5	DDS	1/4	0.750	0.625	Skirt Arrow
664-2353	DDS-75-3-5	DDS	1/4	0.750	0.625	Skirt Arrow
664-2354	DDS-75-4-5	DDS	1/4	0.750	0.625	Skirt Arrow
664-2361	DDS-75-1-6	DDS	1/8	0.750	0.625	Skirt Arrow
664-2362	DDS-75-2-6	DDS	1/8	0.750	0.625	Skirt Arrow
664-2364	DDS-75-4-6	DDS	1/8	0.750	0.625	Skirt Arrow
664-2451	DDS-90-1-5	DDS	1/4	0.925	0.625	Skirt Arrow
664-2452	DDS-90-2-5	DDS	1/4	0.925	0.625	Skirt Arrow
664-2453	DDS-90-3-5	DDS	1/4	0.925	0.625	Skirt Arrow
664-2454	DDS-90-4-5	DDS	1/4	0.925	0.625	Skirt Arrow
664-2462	DDS-90-2-6	DDS	1/8	0.925	0.625	Skirt Arrow
664-2500	ML-50-1-5	ML	1/4	0.500	0.625	Top Dot
664-2504	ML-50-3-5	ML	1/4	0.500	0.625	Top Dot
664-2506	ML-50-4-5	ML	1/4	0.500	0.625	Top Dot
664-2512	ML-50-3-6	ML	1/8	0.500	0.625	Top Dot
664-2516	ML-75-1-5	ML	1/4	0.750	0.625	Top Dot
664-2520	ML-75-3-5	ML	1/4	0.750	0.625	Top Dot
664-2522	ML-75-4-5	ML	1/4	0.750	0.625	Top Dot
664-2830	ML-75-4-6	ML	1/8	0.750	0.625	Top Dot
664-2832	ML-90-1-5	ML	1/4	0.925	0.625	Top Dot
664-2836	ML-90-3-5	ML	1/4	0.925	0.625	Top Dot
664-2838	ML-90-4-5	ML	1/4	0.925	0.625	Top Dot

Concentric Scale Dials


Features: Anodized precision machined aluminum exterior. Accommodates potentiometer shaft — 1/4" (6.35 mm) with 3/8" x 32-NEF-2A bushing. Requires only one square inch of panel space.

400 Series: 1" (25.40 mm) **10 Turn Calibration.** This world class turns-counting dial is designed for multi-turn potentiometers up to ten turns or other rotary devices. The knob/scale attaches directly to the shaft, and the body of the dial is mounted rigidly to the panel, therefore, accurate readings with a ratio of 1,000 to 1 for 10 turns are provided with no backlash or reading error. Available with or without locking mechanism.

500 Series: 1" (25.40 mm) **One Turn Calibrated Scale.**


600 Series: 1" (25.40 mm) **Uncalibrated Dial.**

3400 Series: 7/8" (22.23 mm) **20 Turn Calibration.** Calibrated dial designed for multi-turn potentiometers up to 20 turns or other rotary devices. The turns counting digit appears in the window as the dial is rotated. Mounting bracket plate is installed between panel and panel nut, with the dial mounting directly to the potentiometer shaft.



Stock No.	Mfr.'s Type	Anodize	Lock	Turns	Dia. (In.)	Shaft (In.)
664-0007	411	Black	No	10	1	1/4
664-0008	412	Black	Yes	10	1	1/4
664-0009	461	Clear	No	10	1	1/4
664-0010	462	Clear	Yes	10	1	1/4
664-0015	512	Black	Yes	1	1	1/4
664-0020	562	Clear	Yes	1	1	1/4
664-0025	612	Black	Yes	Uncalibrated	1	1/4
664-0050	3412	Black	Yes	20	7/8	1/4
664-0055	3462	Clear	Yes	20	7/8	1/4

Push-to-Turn Knobs



Anodized finish gloss or matte. Colors are clear or black. DDSPT Series knobs have a single 4-40 set screw.

Features

- ▶ Precision Aluminum Machined Surfaces from Bar Stock
- ▶ Indicator: Skirt Line

Stock No.	Mfr.'s Type*	Shaft Dia. (In.)	Knob Dia. (In.)
664-2548	DDSPT-75-1-5	1/4	0.750
664-2550	DDSPT-75-2-5	1/4	0.750
664-2552	DDSPT-75-3-5	1/4	0.750
664-2554	DDSPT-75-4-5	1/4	0.750
664-2562	DDSPT-75-4-6	1/8	0.750

*-1=Clear gloss; -2=Black gloss; -3=Clear matte; -4=Black matte.