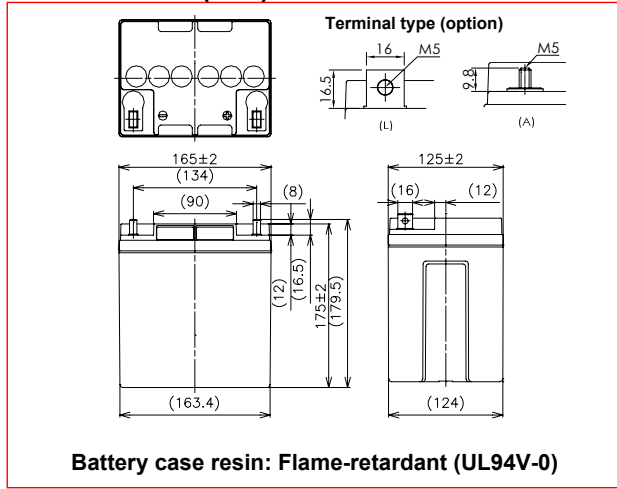


**LC-P1228**

For standby power supplies  
 Expected trickle life: Approx. 6 years at 25°C, approx. 10 years at 20°C

Contents indicated (including the recycle marking, etc) are subject to change without notice.

**■ Dimensions(mm)**



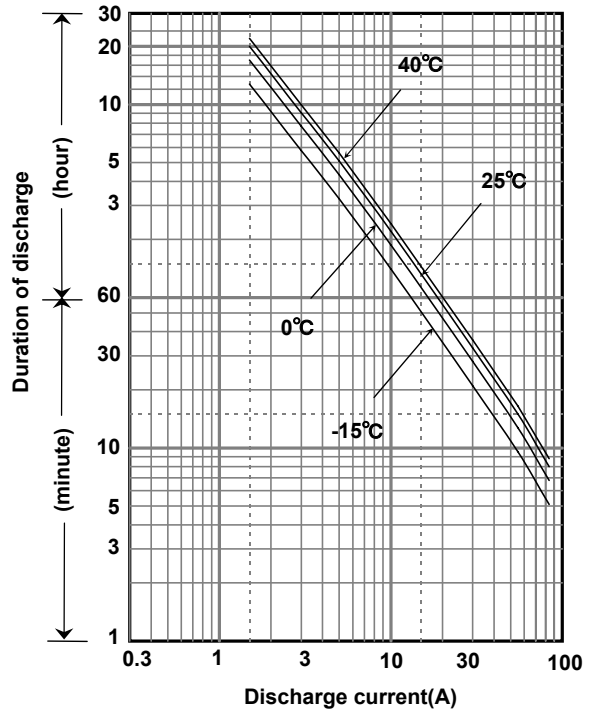
**■ Specification**

Nominal Voltage		12V
Rated Capacity(20HR)		28Ah
Dimensions	Length	165 mm
	Width	125 mm
	Height	175 mm
	Total height	175 mm/179.5 mm
Approx. Mass		9.95 kg
Terminal		M5 threaded post Bolt and Nut type

**■ Characteristics**

Capacity (25 °C)	20 hour rate	28Ah
	10 hour rate	26.5Ah
	5 hour rate	25Ah
	1 hour rate	21Ah
Internal Resistance	Fully charged battery (25 °C)	8 mΩ
Temperature Dependency of Capacity (20 hour rate)	40 °C	102%
	25 °C	100%
	0 °C	85%
	-15 °C	65%
Self Discharge (25 °C)	After 3 months	91%
	After 6 months	82%
	After 12 months	64%

**■ Duration of discharge vs. discharge current**



**■ Watt Table(25°C)**

Cut-off V	(Wattage/Battery)																
	3min	5min	10min	15min	20min	30min	45min	1h	1.5h	2h	3h	4h	5h	6h	10h	20h	24h
9.6V	1423	1160	865	664	585	410	304	260	159	129	91.6	74.1	61.1	40.8	31.8	16.8	14.0
9.9V	1357	1093	849	654	579	404	294	254	156	128	90.4	72.9	59.9	51.6	31.8	16.8	14.0
10.2V	1301	1026	818	643	567	397	294	251	155	127	89.3	71.7	59.9	51.6	31.8	16.8	14.0
10.5V	1201	976	784	621	545	386	282	247	154	126	88.1	71.7	59.9	51.6	31.8	16.8	14.0
10.8V	1052	903	773	610	539	374	255	218	149	118	84.5	70.5	59.9	50.4	31.8	16.8	13.9

**■ Ampere Table(25°C)**

Cut-off V	(Ampere/Battery)																
	3min	5min	10min	15min	20min	30min	45min	1h	1.5h	2h	3h	4h	5h	6h	10h	20h	24h
9.6V	128	104	77.2	57.7	50.4	35.0	25.9	22.1	13.5	10.9	7.70	6.20	5.10	3.40	2.65	1.40	1.17
9.9V	122	98.0	75.8	56.9	49.9	34.5	25.0	21.6	13.2	10.8	7.60	6.10	5.00	4.30	2.65	1.40	1.17
10.2V	117	92.0	73.0	55.9	48.9	33.9	25.0	21.3	13.1	10.7	7.50	6.00	5.00	4.30	2.65	1.40	1.17
10.5V	108	87.5	70.0	54.0	47.0	33.0	24.0	21.0	13.0	10.6	7.40	6.00	5.00	4.30	2.70	1.40	1.17
10.8V	94.6	81.0	69.0	53.0	46.5	32.0	21.7	18.5	12.6	10.0	7.10	5.90	5.00	4.20	2.65	1.40	1.16

### ■ Charging Method

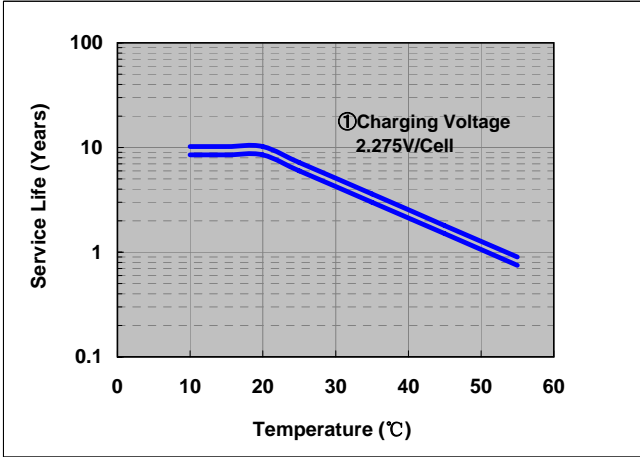
(25°C)

Trickle use	Control voltage 13.6-13.8V; Initial current 4.2A or smaller
-------------	---

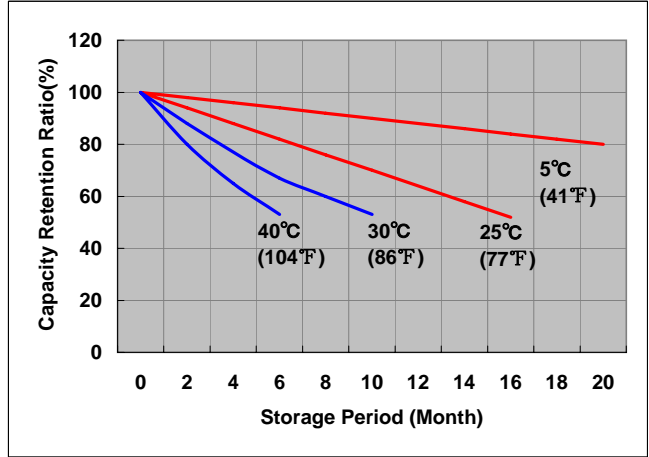
### ■ Cut off voltage

Discharge current	1.4A-5.6A	5.6A-14A	14A-28A	28A-56A	56A-84A
Cut off voltage(V)	10.5	10.2	9.9	9.3	8.7

### ■ Influence of Temperature on Trickle life

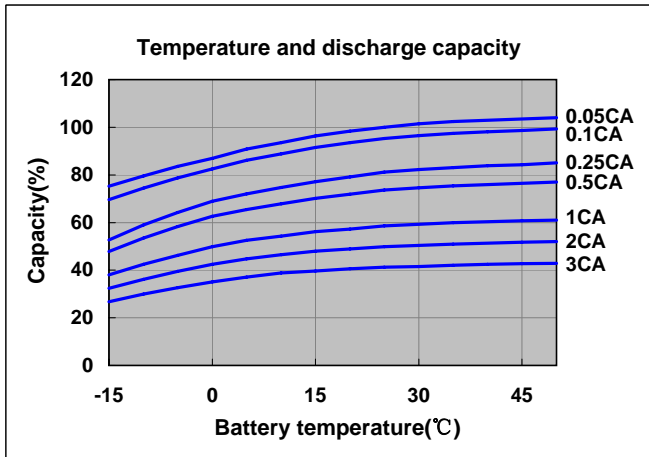
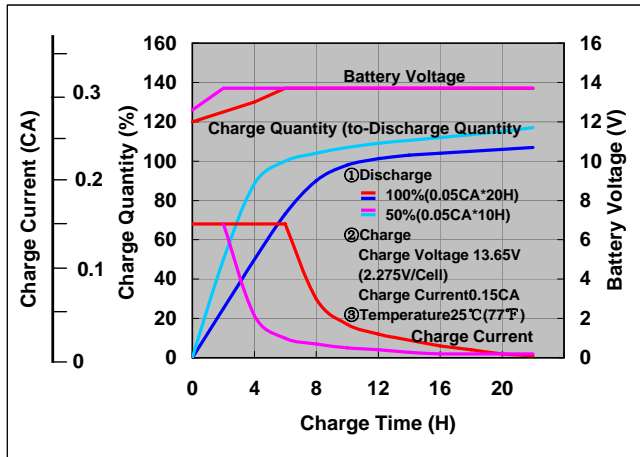


### ■ Residual capacity test result



### ■ Constant-voltage and constant-current charge characteristics

### ■ Discharge capacity by temperature and by discharge current



### ■ Discharge characteristics(25°C)

