

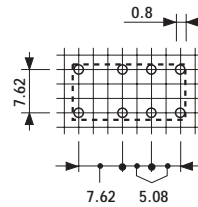
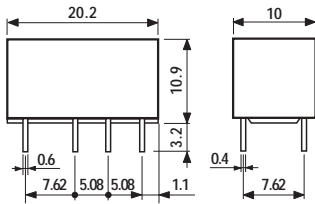
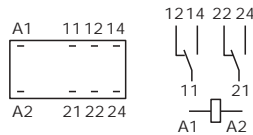
30

- Sub miniature relay
- Low level switching capability
- Sensitive DC coil, 200mW
- Wash tight: RT III

30.22



- Low consumption
- P.C.B. mounting



Copper side view

Contact specifications		
Contact configuration		2 CO
Rated current/Maximum peak current	A	1.25/2
Rated voltage/Maximum switching voltage V AC		125/250
Rated load in AC1	VA	125
Rated load in AC15 (230 VAC)	VA	25
Single phase motor rating (230 VAC)	kW	—
Breaking capacity in DC1: 30/110/220V	A	2/0.3/—
Minimum switching load	mW (V/mA)	10 (0.1/1)
Standard contact material		AgNi+Au
Coil specifications		
Nominal voltage (U _N)	V AC (50/60 Hz)	—
	V DC	5 - 6 - 9 - 12 - 24 - 48
Rated power AC/DC	VA (50 Hz)/W	—/0.2
Operating range	AC	—
	DC	see table page 5
Holding voltage	AC/DC	—/0.35 U _N
Must drop-out voltage	AC/DC	—/0.05 U _N
Technical data		
Mechanical life AC/DC	cycles	—/10 · 10 ⁶
Electrical life at rated load AC1	cycles	100 · 10 ³
Operate/release time	ms	6/2
Insulation according to EN 61810-5		1.2 kV/2
Insulation between coil and contacts (1.2/50µs)	kV	1.5
Dielectric strength between open contacts	V AC	750
Ambient temperature range	°C	-40...+85
Environmental protection		RT III
Approvals: (according to type)		GOST US

ORDERING INFORMATION

Example: a 30 series P.C.B. relay with 2 CO contacts, with coil rated at 12 V sensitive DC.

3

0

.

2

.

2

.

7

.

0

1

2

.

0

0

.

1

0

Series —————

Type —————
2 = P.C.B.

No. of poles —————
2 = 2 pole, 1.25 A

Coil version —————
7 = Sensitive DC

Coil voltage —————
see coil specifications

A: Contact material
0 = Standard
AgNi + Au (5µm)

B: Contact circuit
0 = CO

C: Options
1 = None

D: Special versions
0 = Wash tight (RT III)

TECHNICAL DATA

INSULATION

INSULATION according to EN 61810-5	insulation rated voltage	V	125
	rated impulse withstand voltage	kV	1.2
	pollution degree		2
	overvoltage category		I

OTHER DATA

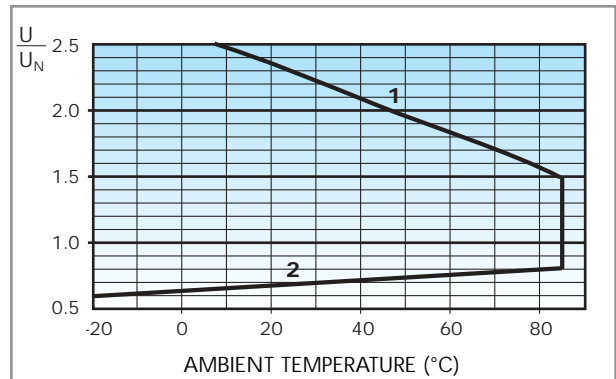
BOUNCE TIME: NO/NC	ms	1/3
VIBRATION RESISTANCE (10...55Hz): NO/NC	g/g	10/10
POWER LOST TO THE ENVIRONMENT	without contact current	W
	with rated current	W
RECOMMENDED DISTANCE between RELAYS mounted on P.C.B.s	mm	≥5

COIL SPECIFICATIONS

DC VERSION DATA (0.2 W sensitive)

Nominal voltage U_N	Coil code	Operating range		Resistance R	Rated coil consumption I at U_N
		U_{min}	U_{max}		
V		V	V	Ω	mA
5	7.005	3.7	7.5	125	40
6	7.006	4.5	9	180	33
9	7.009	6.7	13.5	405	22
12	7.012	8.4	18	720	16
24	7.024	16.8	36	2,880	8.3
48	7.048	36	72	11,520	4.1

R 30 DC



Operating range vs ambient temperature.

1 - Max coil voltage permitted.

2 - Min pick-up voltage with coil at ambient temperature.