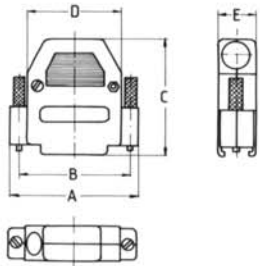
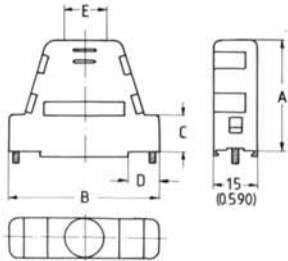


D-SUBMINIATURE ACCESSORIES

9 to 50 ways



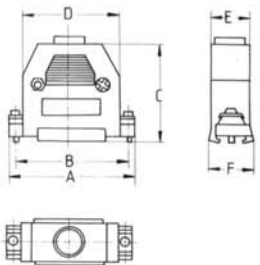
For no. of ways	Dimensions					Part.-no.
	A	B	C	D	E	
25	55	47	50	41	16	IGPS 25-S-PL
25	55	47	50	41	16	IGPS 25-S-ME



For no. of ways	Dimensions					Part.-no.
	A	B	C	D	E	
9	32.0	31.0	12.5	7.5	8.0	IGPDT 09¹
9	32.0	31.0	12.5	7.5	8.0	IGPDT 09 R²
15	35.0	39.0	13.0	9.0	9.0	IGPDT 15
15	35.0	39.0	13.0	9.0	9.0	IGPDT 15 R
25	38.5	53.0	13.0	11.0	11.0	IGPDT 25
25	38.5	53.0	13.0	11.0	11.0	IGPDT 25 R



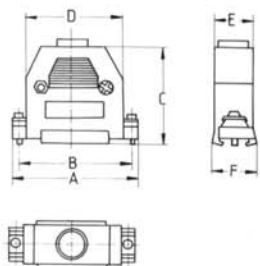
¹ IGPDT... = with short screws
² IGPDT...R = with long screws



For no. of ways	Dimensions						Part.-no.
	A	B	C	D	E	F	
9	31.0	25.0	39.5	20.5	16.0	16.0	IGPM 09 G
15	39.0	33.3	35.5	28.0	16.0	16.0	IGPM 15 G
19	45.2	38.9	41.8	34.0	16.0	16.0	IGPM 19 G
23	50.4	44.2	41.8	37.0	16.0	16.0	IGPM 23 G
25	53.2	47.0	42.0	41.0	16.5	18.5	IGPM 25 G
37	72.0	63.5	50.0	51.0	23.0	20.5	IGPM 37 G
							Knurled screws IGP-KS



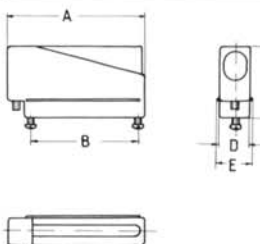
metallized



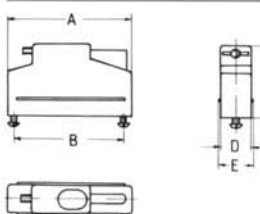
9	31.0	25.0	39.5	20.5	16.0	16.0	IGP 09 G
9	31.0	25.0	39.5	20.5	16.0	16.0	IGP 09 G - BL¹
15	39.0	33.3	35.5	28.0	16.0	16.0	IGP 15 G
15	39.0	33.3	35.5	28.0	16.0	16.0	IGP 15 G - BL
19	45.2	38.9	41.8	34.0	16.0	16.0	IGP 19 G
23	50.4	44.2	41.8	37.0	16.0	16.0	IGP 23 G
25	53.2	47.0	42.0	41.0	16.5	18.5	IGP 25 G
25	53.2	47.0	42.0	41.0	16.5	18.5	IGP 25 G - BL
37	72.0	63.5	50.0	51.0	23.0	20.5	IGP 37 G
50	69.1	61.1	45.0	54.1	20.0	-	IGP 50 G



¹ BL = black



For no. of ways	Dimensions					Part.-no.
	A	B	C	D	E	
9	30.9	25.0	25.4	12.7	14.3	IGPG 09 S
15	39.3	33.3	25.4	12.7	14.3	IGPG 15 S
25	53.2	47.0	31.7	12.7	14.3	IGPG 25 S
37	69.4	63.5	38.1	12.7	14.3	IGPG 37 S
50	67.1	61.1	38.1	15.5	17.0	IGPG 50 S



For no. of ways	Dimensions					Part.-no.
	A	B	C	D	E	
9	38.0	25.0	25.4	12.7	14.3	IGPG 09 G
15	46.3	33.3	25.4	12.7	14.3	IGPG 15 G
25	60.1	47.0	31.7	12.7	14.3	IGPG 25 G
37	76.4	63.5	38.1	12.7	14.3	IGPG 37 G
50	74.0	61.1	38.1	15.5	17.0	IGPG 50 G

