

8 HDMI sources to 1 HDMI display

Optional Accessories



RMT IR Extender

8x1 HDMI Switcher

Access up to Eight Sources From One Display

8 Sources + 1 Display = Greater Integration Options

Gefen's 8x1 HDMI™ Switcher routes high definition video in multiple resolutions up to 1080p plus multichannel digital audio from any of eight sources. Eight inputs accommodate the simultaneous connection of up to eight high definition video sources, such as satellite systems and HD DVD players. The output sends the high definition audio/video signals to a high definition display. Switching is done via the IR remote that is provided with the unit.

How It Works

You simply connect all your sources to the Switcher's inputs. Then connect the display on the output port. Once the sources, the Switcher and the display(s) are powered and connected, you simply select which source you want to view using the IR remote.

Note: This HDMI product supports BOTH Audio and Video signals.

DVI, HDCP & HDMI Defined

Features:

- Switch easily between any eight HDMI™ sources
- Extends the range of HDMI™ compliant device by equalizing and reclocking the HDMI signal
- Maintains high resolution video - beautiful, sharp HDTV resolutions up to 1080p, 2k, and computer resolutions up to 1920 x 1200 are easily achieved
- Discrete IR remote (included)
- Serial RS-232 remote port
- HDMI™ pass-through
- HDCP pass-through

Specifications:

- Video Amplifier Bandwidth: 165 MHz
- Input Video Signal: 1.2 volts p-p
- Input DDC Signal: 5 volts p-p (TTL)
- Single Link Range: 1080p/1920 x 1200
- HDMI Connector: type A 19 pin female
- Remote Control Port: RS232 female, mini-stereo
- Power Supply: 5V DC
- Power Consumption: 20 watts (max)
- Dimensions: 17" W x 1.75" H x 4.375" D
- Shipping Weight: 12 lbs.

Package Includes:

- The 8x1 HDMI Switcher
- RMT-8IR Remote control
- Eight 6-foot HDMI cables
- 5VDC Power Supply
- User's Manual
- Rack Ears



EXT-HDMI-841



8x1 HDMI Switcher
USER MANUAL

ASKING FOR ASSISTANCE

Technical Support:

Telephone (818) 772-9100
(800) 545-6900

Fax (818) 772-9120

Technical Support Hours:

8:00 AM to 5:00 PM Monday through Friday.

Write To:

Gefen Inc.
C/O Customer Service
20600 Nordhoff St.
Chatsworth, CA 91311

www.gefen.com
support@gefen.com

Notice

Gefen Inc. reserves the right to make changes in the hardware, packaging and any accompanying documentation without prior written notice.

8x1 HDMI Switcher is a trademark of Gefen Inc.

TABLE OF CONTENTS

- 1** Introduction
- 2** Features
- 3** Panel Descriptions
- 4** Connecting and Operating the 8x1 HDMI Switcher
- 5** RMT-8IR Installation
- 6** RS-232 Interface
- 7** Specifications
- 8** Warranty

INTRODUCTION

Congratulations on your purchase of the ex•tend•it 8x1 HDMI Switcher. Your complete satisfaction is very important to us.

Gefen's line of HDMI switches, extenders, and splitters are designed to make your A/V equipment use more comfortable, more productive and less expensive.

The 8x1 HDMI Switcher allows access to multiple HDMI devices, using a single HDMI display.

The ex•tend•it line offers solutions for noise, space and security concerns, data center control, information distribution, conference room presentation, school and corporate training environments.

Our Commitment

Gefen will always offer the finest quality product at the best possible price. Included in that price is a lifetime of support from a team of outstanding engineers.

The 8x1 HDMI Switcher allows eight HDMI devices to be switched easily through one HDMI compatible monitor or projector. The 8x1 HDMI Switcher can also be placed at the end of a long HDMI cable to regenerate the HDMI signal.

FEATURES

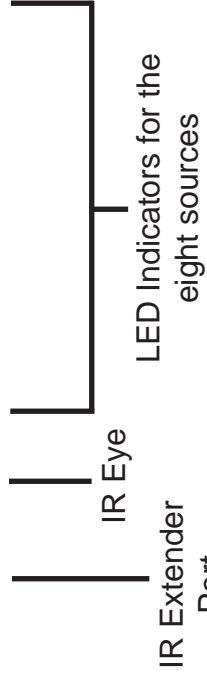
Features

- Switch easily between any eight HDMI sources
- Extends the range of HDMI compliant device by equalizing and re-clocking the HDMI signal
- Maintains high resolution video - beautiful, sharp HDTV resolutions up to 1080p, 2k, and computer resolutions up to 1920 x 1200 are easily achieved
- Discrete IR remote (included)
- No loss of quality
- Serial RS-232 remote port
- HDCP pass-through
- HDMI pass-through
- Installs in minutes
- Rackmountable

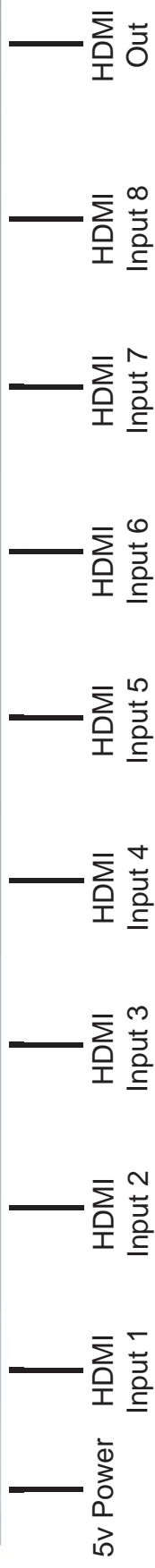
Includes:

- (1) 8x1 HDMI Switcher
- (1) RMT-8IR Remote control
- (8) 6-foot HDMI cables (M-M)
- (1) 5VDC Power Supply
- (1) User's Manual
- (1) Set of Rack Ears

PANEL DESCRIPTIONS



RS-232 Port



CONNECTING AND OPERATING THE 8x1 HDMI SWITCHER

How to Connect the 8x1 HDMI Switcher to your devices

1. Connect the supplied HDMI cables from the HDMI sources into the HDMI Switcher Inputs.
2. Connect the cable from your display (HDTV or projector) into the HDMI Out of the 8x1 HDMI Switcher.
3. Connect 5V power supply to the HDMI 8x1 Switcher.

How to Operate the 8x1 HDMI Switcher

1. Use the RMT8-IR remote control port to remotely switch between sources.
2. Alternatively, use an RS-232 control system to switch between sources.

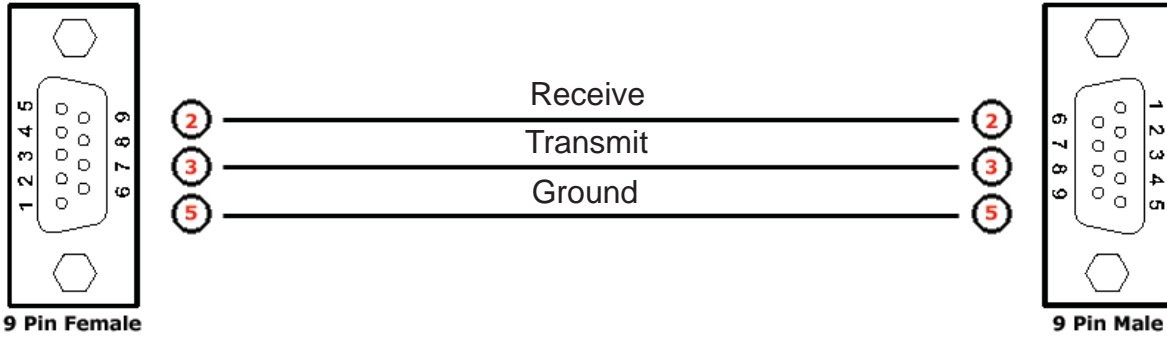
RMT8-IR INSTALLATION

1. Remove battery cover from the back of the RMT8-IR remote.
2. Verify that dip switches 1 & 2 are in the down (OFF) position.
3. Insert the battery, hold the battery so that you can see the positive side facing up. The side that is not marked must be facing down.
4. Underneath the unit are a set of dip switches that need to match the switches on the remote. Find and remove the silver sticker to show the dip switches underneath the unit. Verify that switches 1 & 2 on the unit are both on the down (OFF) position. There are 4 possible sets of IR Codes which at least one should relieve any IR conflicts with other Home Theater devices.
5. Test the RMT8-IR remote by pressing ONLY one button at a time. The indicator light on the remote will flash once each time you press a button. **WARNING:** Do not press multiple buttons simultaneously and do NOT press buttons rapidly. These actions will cause the remote to reset and steps 1-4 will have to be repeated.

Note: The RMT8-IR ships with two batteries. One battery is required for operation, the second battery is complimentary.



RS-232 INTERFACE



Binary Table

ASCII	Input	Binary
1	1	0011 0001
2	2	0011 0010
3	3	0011 0011
4	4	0011 0100
5	5	0011 0101
6	6	0011 0110
7	7	0011 0111
8	8	0011 1000

RS232 Settings

Bits per second19200

Data bits 8

Parity None

Stop bits1

Flow Control None

SPECIFICATIONS

Video Amplifier Bandwidth	1.65 Gbps
Input Video Signal	1.2 volts p-p
Input DDC Signal	5 volts p-p (TTL)
Single Link Range.....	1080p/1920 x 1200
HDMI Connector.....	Type A 19 pin female
Remote Control Port.....	RS232 female, mini-stereo
Power Consumption	20 watts (max)
Power Supply	5V DC
Dimensions	17" W x 1.75" H x 4.375" D
Rackmountable	1 Rack Space
Shipping Weight	12 lbs.

WARRANTY

Gefen Inc. warrants the equipment it manufactures to be free from defects in material and workmanship.

If equipment fails because of such defects and Gefen Inc. is notified within two (2) year from the date of shipment, Gefen Inc. will, at its option, repair or replace the equipment, provided that the equipment has not been subjected to mechanical, electrical, or other abuse or modifications.

Equipment that fails under conditions other than those covered will be repaired at the current price of parts and labor in effect at the of repair. Such repairs are warranted for ninety (90) days from the day of reshipment to the Buyer.

This warranty is in lieu of all other warranties expressed or implied, including without limitation, any implied warranty or merchantability or fitness for any particular purpose, all of which are expressly disclaimed.

1. Proof of sale may be required in order to claim warranty.
2. Customers outside the US are responsible for shipping charges to and from Gefen.
3. Copper cables are limited to a 30 day warranty and cable must be free from any scratches, markings, and neatly coiled.

The information in this manual has been carefully checked and is believed to be accurate. However, Gefen Inc. assumes no responsibility for any inaccuracies that may be contained in this manual. In no event will Gefen Inc., be liable for direct, indirect, special, incidental, or consequential damages resulting from any defect or omission in this manual, even if advised of the possibility of such damages. The technical information contained herein regarding 8x1 HDMI Switcher features and specifications is subject to change without notice.