

Features

- Conductive plastic
- Linear and audio tapers
- PC board and bushing mount
- Plastic bushing and plastic shaft
- Withstands typical industrial washing processes

- Compact package saves board and panel space

3310 - 9mm Square Sealed Panel Control

Electrical Characteristics

Standard Resistance Range - Linear	1K ohms to 1 megohm
Total Resistance Tolerance - Linear Tapers	±20%
Independent Linearity	±5%
Absolute Minimum Resistance	2 ohms maximum
Effective Electrical Angle	270° ±15°
Contact Resistance Variation1% or 1 ohm (whichever is greater)
Dielectric Withstanding Voltage	
Sea Level	900 VAC minimum
70,000 Feet	350 VAC minimum
Insulation Resistance	1,000 megohms minimum
Power Rating @ 70°C (Derate to 0 at 125°C - Voltage Limited By Power Dissipation or 200 VAC, Whichever is Less)	0.25 watts

Environmental Characteristics

Operating Temperature	+1°C to +125°C
Storage Temperature	-55°C to +125°C
TCR (Over Storage Temperature Range)	±1,000ppm/°C
Vibration30G
Total Resistance Shift	±1% maximum
Voltage Ratio Shift	±1% maximum
Shock	100G
Total Resistance Shift	±1% maximum
Voltage Ratio Shift	±1% maximum
Load Life (1,000 Hours)	±10% TRS maximum
Rotational Life-No Load (50,000 Cycles)	±5% TRS maximum
CRV	±3% or 3 ohms (whichever is greater)
Moisture Resistance	±10% TRS

Mechanical Characteristics

Stop Strength	5.65 Ncm
Mechanical Angle	300° nominal
Torque - Running	3.53 Ncm
Weight	4.5 grams
Flammability	Conforms to UL94V-0
Terminals	Solderable pins
Marking	Manufacturer's symbol and model number, product code, terminal style, date code and resistance code

Standard Resistance Table

Resistance (Ohms)	Resistance Code
1,000	102
2,000	202
5,000	502
10,000	103
20,000	203
50,000	503
100,000	104
200,000	204
500,000	504
1,000,000	105

Popular values listed in boldface. Consult factory for special resistances.

Part Numbering System

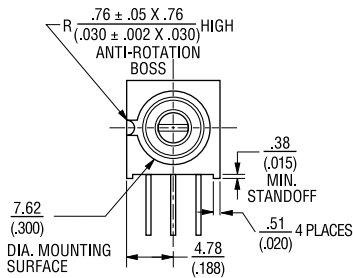
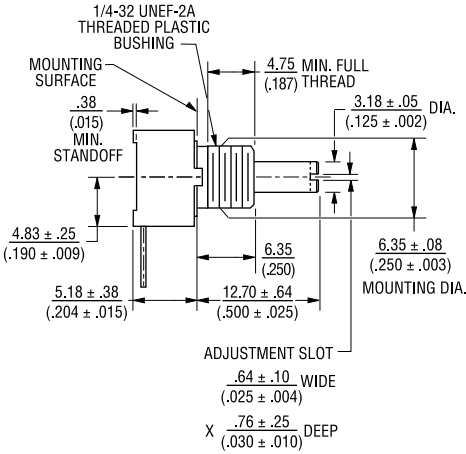
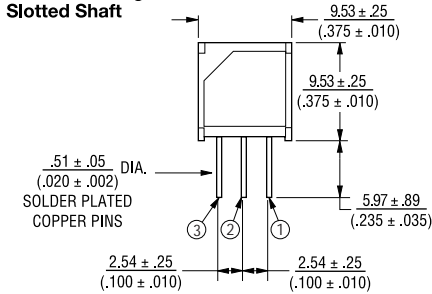
Model Number Designator	3310 Y - 0 0 1 - 103
3310 = 9mm Panel Control	
Terminal Style Designator	Y
Single Cup:	
C = In-line Straight Terminals Side Exit 2.54 mm centers	
R = In-line Terminals Rear Exit 2.54 mm centers	
P = 5.08mm x 2.54mm Triangular Pattern Rear Exit	
Y = 5.08mm x 5.08mm Triangular Pattern Rear Exit	
Dual Cup (Pot/Pot or Pot/Switch):	
H = Dual In-line Straight Terminals Rear Exit 2.54 mm centers	
Shaft End Designator	0 0
0 = Shaft End Slotted	
1 = Shaft End Flatted	
Shaft Length Designator	1
0 = 12.7mm FMS Long Plastic Shaft	
1 = 19.05mm FMS Long Plastic Shaft (Use with bushing version only)	
2 = 5.59mm FMS Long Plastic Shaft (Bushingless version only)	
Bushing Designator	103
Pot (or Pot/Pot):	
1 = 6.35mm x 6.35mm Plastic	
2 = 6.35mm x 6.35mm Ni Plated Brass	
5 = Bushingless (Board Level Control)	
Pot/Switch Bushing Designator (use with "H" terminal style only):	
3 = 6.35mm x 6.35mm Plastic	
4 = 6.35mm x 6.35mm Ni Plated Brass	
6 = Bushingless (Board Level) Pot/Switch	
Resistance Code	103
(1st 2 digits are significant, 3rd digit is number of 0s to follow)	

3310 - Dimensions and Tolerances

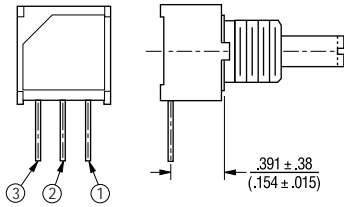


COMMON DIMENSIONS

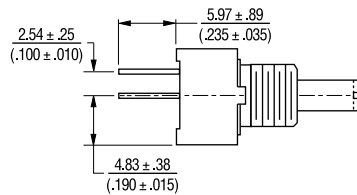
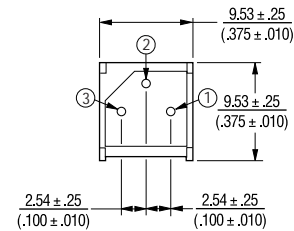
3310-001 Plastic Bushing Slotted Shaft



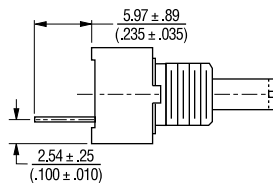
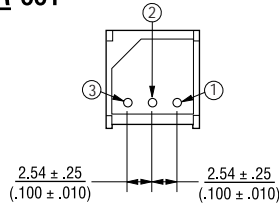
3310C-001



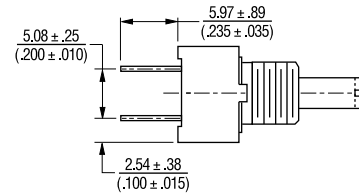
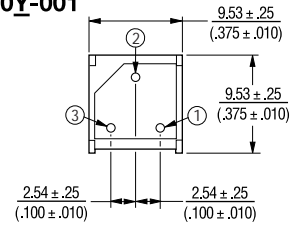
3310P-001



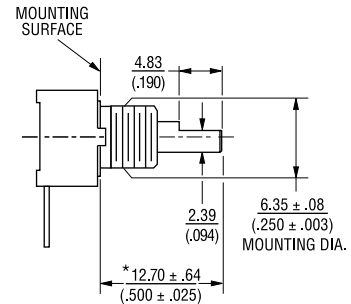
3310R-001



3310Y-001



COMMON DIMENSIONS 3310C-101 Plastic Flatted Shaft



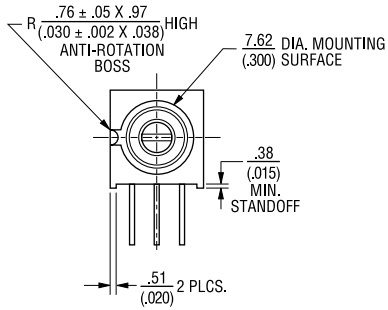
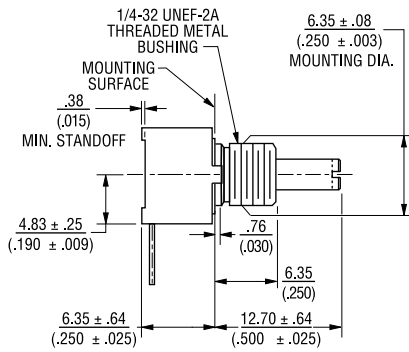
*FMS = From Mounting Surface

DIMENSIONS ARE: METRIC / (INCHES)

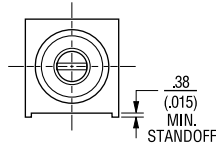
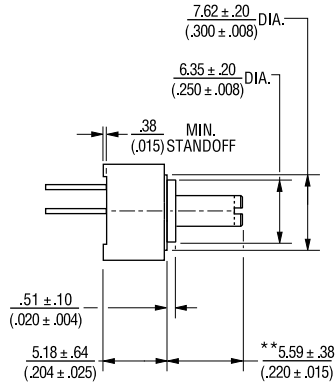
3310 - Dimensions and Tolerances



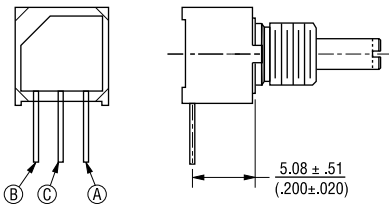
COMMON DIMENSIONS 3310-002 Metal Bushing



3310P-005* Bushingsless



3310C-002



DIMENSIONS ARE: $\frac{\text{METRIC}}{\text{(INCHES)}}$

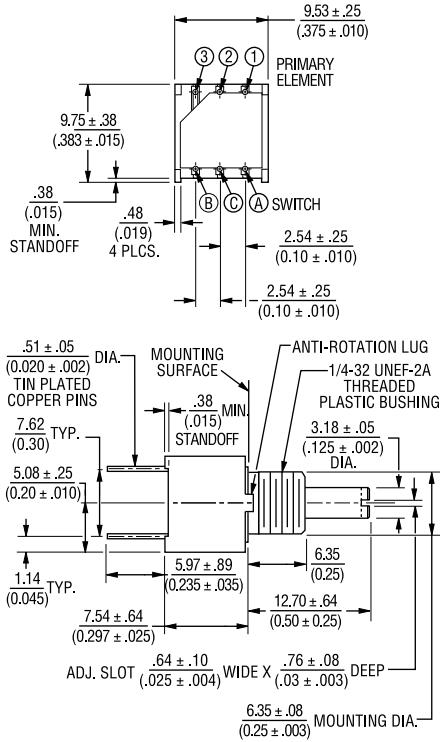
NOTE: *Also available in "Y" terminal style
**Only recommended shaft length
for bushingsless version

Specifications are subject to change without notice.

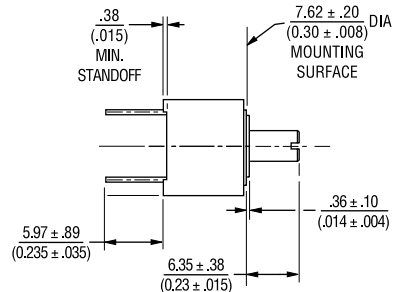
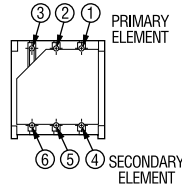
3310 - Dimensions and Tolerances



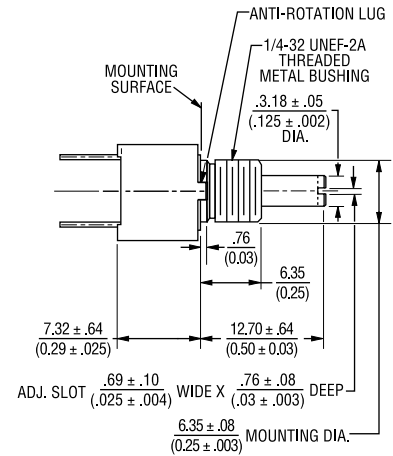
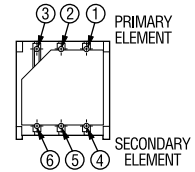
Common Dimensions 3310H-003 Pot/Switch Dual Cup Plastic Bushing



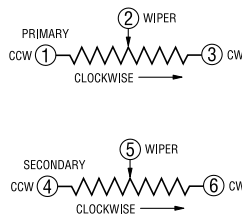
3310H-005 Pot/Pot Dual Cup, Bushless



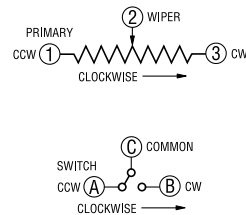
3310H-002 Pot/Pot Dual Cup, Metal Bushing



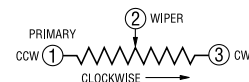
Pot/Pot Dual Cup



Pot/Switch Dual Cup



Pot Single Cup



DIMENSIONS ARE: $\frac{\text{METRIC}}{\text{(INCHES)}}$

NOTE: *Also available in "Y" terminal style
**Only recommended shaft length
for bushless version

Specifications are subject to change without notice.